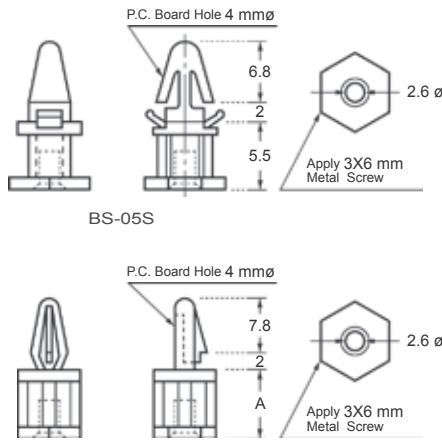




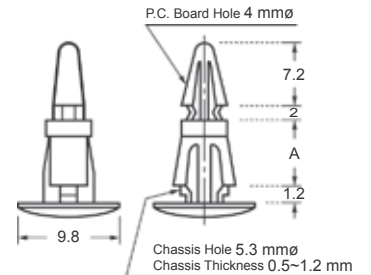
## 190-3010 Screw Fastened Circuit Board Supports



Cat. No.	A		Std. Pkg. pcs
	mm	Inch	
<b>BS - 05S</b>	5.5	7/32 "	1000
<b>BS - 10S</b>	9.6	3/8 "	
<b>BS - 13S</b>	12.6	1/2 "	
<b>BS - 19S</b>	19.1	3/4 "	
<b>BS - 28S</b>	28.1	1 1/8 "	

- Material : Nylon PA 66 ( UL 94V-2 ).
- Color : Natural.
- The minimal chassis protrusion makes it easy to install in locations with limited space.
- The board-mount head locks and release by hand easily.
- Application: A 3 mm hole is to be pre-drilled on chassis for 3 X 6 mm metal screw to obtain maximum stability.

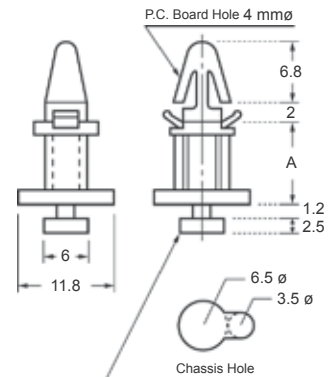
## 190-4010 Reverse Locking Circuit Board Supports



Cat. No.	A		Std. Pkg. pcs
	mm		
<b>BS - 06R</b>	6.2		1000
<b>BS - 07R</b>	6.8		
<b>BS - 08R</b>	8		
<b>BS - 10R</b>	9.5		
<b>BS - 12R</b>	12		
<b>BS - 14R</b>	14		
<b>BS - 16R</b>	16		
<b>BS - 18R</b>	18		

- Material : Nylon PA 66 ( UL 94V-2 ).
- Color : Natural.
- Insert from chassis underside.
- Spring-lock support, installs and releases by hand.
- Minimal protrusion under board.
- Attractive button head.

## 190-5010 Moving Circuit Board Supports



Cat. No.	A		Std. Pkg. pcs
	mm	Inch	
<b>BS - 05M</b>	5.8	7/32 "	1000
<b>BS - 12M</b>	12.7	1/2 "	

- Material : Nylon PA 66 ( UL 94V-2 ).
- Color : Natural.
- Make a hole like the one shown in the diagram left.
- Insert the support from up-side of chassis.
- Slide the support to smaller hole to firmly secure the support.