



Micro Commercial Components
 21201 Itasca Street Chatsworth
 CA 91311
 Phone: (818) 701-4933
 Fax: (818) 701-4939

1N5829 thru 1N5831

Features

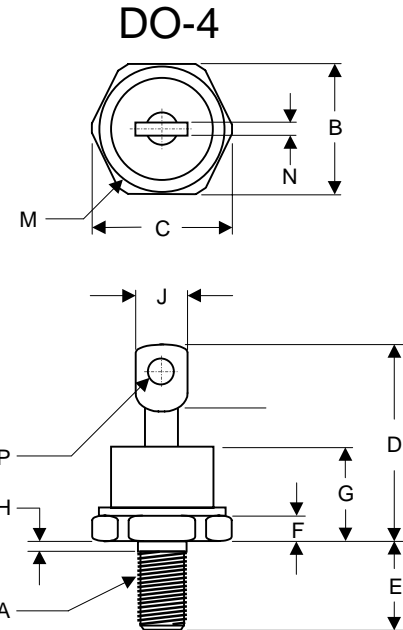
- Metal of siliconrectifier, majonty carrier conducton
- Guard ring for transient protection
- Low power loss high efficiency
- High surge capacity, High current capability

25 Amp Schottky Barrier Rectifier 20 to 35 Volts

Maximum Ratings

- Operating Temperature: -65°C to +150°C
- Storage Temperature: -65°C to +150°C

MCC Part Number	Maximum Recurrent Peak Reverse Voltage	Maximum RMS Voltage	Maximum DC Blocking Voltage
1N5829	20V	14V	20V
1N5830	25V	17.5V	25V
1N5831	35V	24.5V	35V



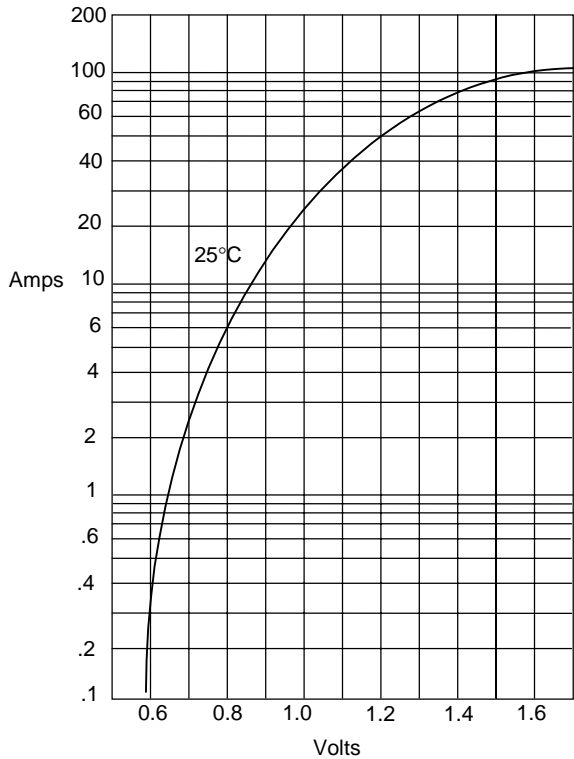
Electrical Characteristics @ 25°C Unless Otherwise Specified

Average Forward Current	$I_{F(AV)}$	25 A	$T_L = 85^\circ\text{C}$
Peak Forward Surge Current	I_{FSM}	800A	8.3ms, half sine
Maximum Instantaneous Forward Voltage	V_F		$I_{FM} = 25 \text{ A};$ $T_A = 125^\circ\text{C}$
		.44V	
		.46V	
		.48V	
Maximum DC Reverse Current At Rated DC Blocking Voltage	I_R	20mA	$T_A = 25^\circ\text{C}$

*Pulse Test: Pulse Width 300µsec, Duty Cycle 1%

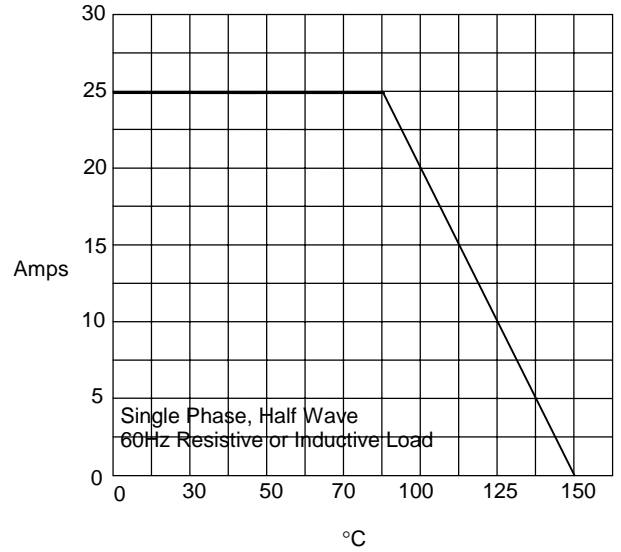
DIM	DIMENSIONS				NOTE
	INCH ES		MM		
	MIN	MAX	MIN	MAX	
A	10-32 UNF3A Threads		Standard	Polarity	
B	.424	.437	10.77	11.10	
C	----	.505	----	12.82	
D	.600	.800	15.24	20.32	
E	.422	.453	10.72	11.50	
F	.075	.175	1.91	4.44	
G	----	.405	----	10.29	
H	.163	.189	4.15	4.80	
J	----	.310	----	7.87	
M	----	.350	----	8.89	∅
N	.020	.065	0.51	1.65	
P	.060	.100	1.53	2.54	∅

Figure 1
Typical Forward Characteristics



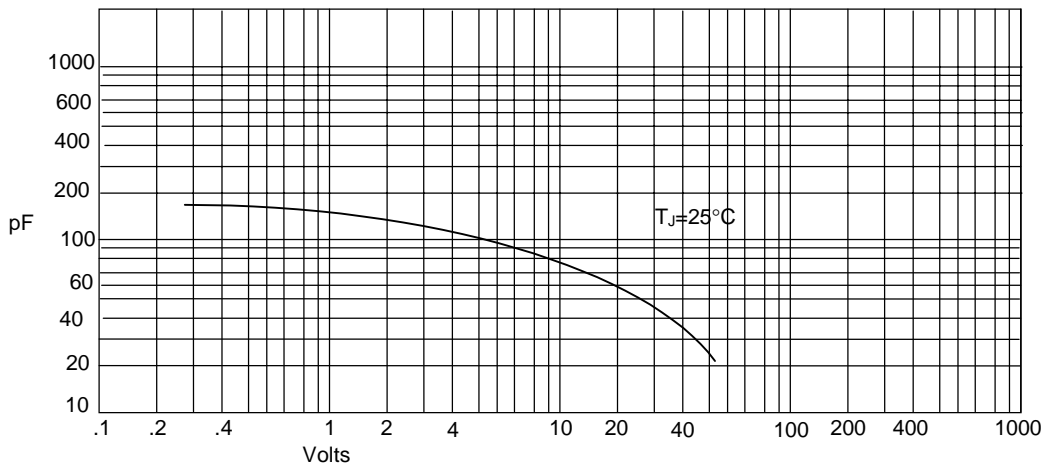
Instantaneous Forward Current - Amperes versus
Instantaneous Forward Voltage - Volts

Figure 2
Forward Derating Curve



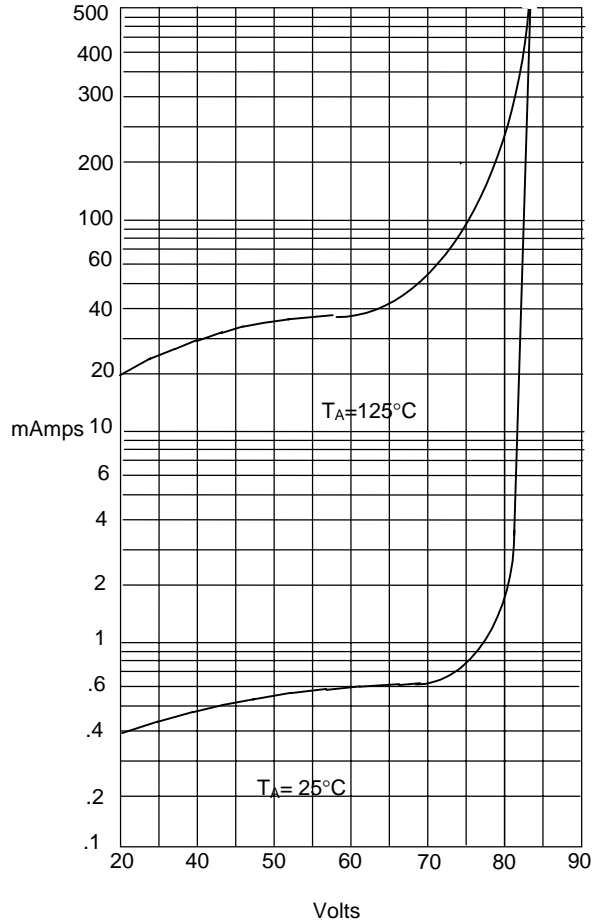
Average Forward Rectified Current - Amperes versus
Ambient Temperature - °C

Figure 3
Junction Capacitance

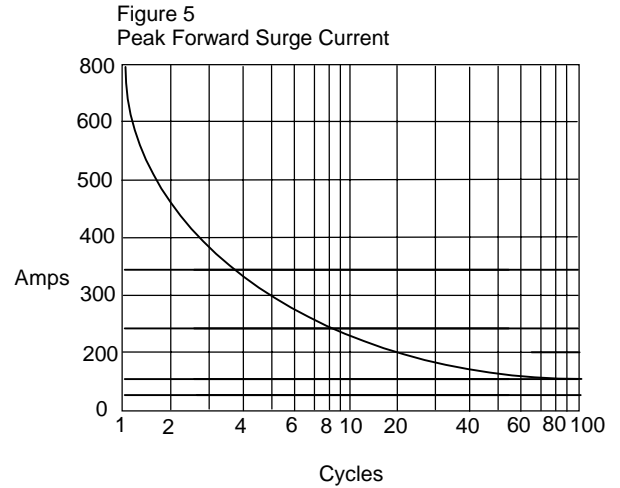


Junction Capacitance - pF versus
Reverse Voltage - Volts

Figure 4
Typical Reverse Characteristics



Instantaneous Reverse Leakage Current - MicroAmperes versus
Percent Of Rated Peak Reverse Voltage - Volts



Peak Forward Surge Current - Amperes versus
Number Of Cycles At 60Hz - Cycles

This datasheet has been download from:

www.datasheetcatalog.com

Datasheets for electronics components.