


## Metal Glazed Film Resistors

# High Voltage & High Ohmic Type

## Normal & Miniature Style [ HHV Series ]



### INTRODUCTION

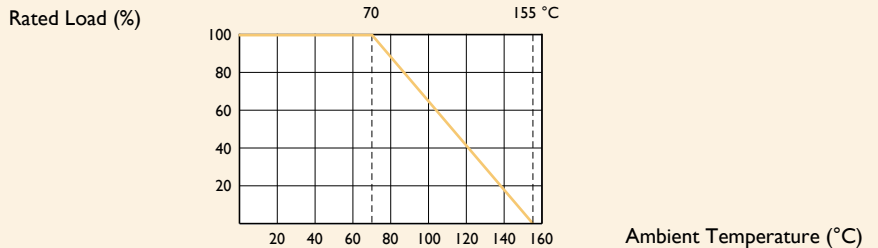
The HHV Series High Voltage & High Ohmic Resistors are made of metal glaze film, with tinned connecting leads of electrolytic copper welded to the end of caps. The resistors are coated with layers of pink color lacquer.

### FEATURES

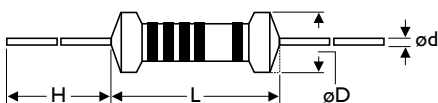
Power Rating	1/4W, 1/2W, 1W, 2W, 3W
Resistance Tolerance	±1%, ±5%
T.C.R.	±200ppm/°C
Flameproof Multi-layer Coating Meets	UL-94V-0
Flameproof Feature Meets Overload Test	UL-1412

### DERATING CURVE

For resistors operated in ambient temperatures above 70°C, power rating must be derated in accordance with the curve below.



### DIMENSIONS



5th color code: yellow

Unit: mm

STYLE		DIMENSION			
Normal	Miniature	L	øD	H	ød
HHV-25	HHV50S	6.3±0.5	2.4±0.2	28±2.0	0.55±0.05
HHV-50	HHV1SS	9.0±0.5	3.3±0.3	26±2.0	0.55±0.05
HHV1WS	HHV2SS	11.5±1.0	4.5±0.5	35±2.0	0.8±0.05
HHV2WS	HHV3SS	15.5±1.0	5.0±0.5	33±2.0	0.8±0.05

Note:

---



---



---



---



---



---

### ELECTRICAL CHARACTERISTICS

STYLE	HHV-25	HHV50S	HHV-50	HHVISS	HHVIWS	HHV2SS	HHV2WS	HHV3SS
Power Rating at 70°C	1/4W	1/2W		1W		2W		3W
Maximum Working Voltage (DC)	1,600V		3,500V		5,000V		7,000V	
Maximum Overload Voltage (DC)	3,000V		7,000V		10,000V		14,000V	
Voltage Proof	300V		500V		600V			
Resistance Range	100K Ω - 68M Ω for E24 & E96 series value							
Operating Temp. Range	-55°C to +155°C							
Temperature Coefficient	±200pm/°C							

Note: Special value is available on request

### ENVIRONMENTAL CHARACTERISTICS

PERFORMANCE TEST	TEST METHOD		APPRAISE
Short Time Overload	IEC 60115-1 4.13	2.5 times RCWV for 5 Sec.	±2.0%+0.05 Ω
Voltage Proof	IEC 60115-1 4.7	in V-block for 60 Sec., test voltage by type	By type
Temperature Coefficient	IEC 60115-1 4.8	-55°C to +155°C	By type
Insulation Resistance	IEC 60115-1 4.6	in V-block for 60 Sec.	>10,000M Ω
Solderability	IEC 60115-1 4.17	235±5°C for 3±0.5 Sec.	95% Min. coverage
Solvent Resistance of Marking	IEC 60115-1 4.30	IPA for 5±0.5 Min. with ultrasonic	No deterioration of coatings and markings
Robustness of Terminations	IEC 60115-1 4.16	Direct load for 10 Sec. in the direction of the terminal leads	≥2.5kg (24.5N)
Periodic-pulse Overload	IEC 60115-1 4.39	4 times RCWV 10,000 cycles (1 Sec. on, 25 Sec. off)	±1.0%+0.05 Ω
Damp Heat Steady State	IEC 60115-1 4.24	40±2°C, 90-95% RH for 56 days, loaded with 0.1 times RCWV	±5.0%+0.05 Ω
Endurance at 70°C	IEC 60115-1 4.25	70±2°C at RCWV for 1,000 Hr. (1.5 Hr. on, 0.5 Hr. off)	±5.0%+0.05 Ω
Temperature Cycling	IEC 60115-1 4.19	-55°C ⇌ Room Temp. ⇌ +155°C ⇌ Room Temp. (5 cycles)	±1.0%+0.05 Ω
Resistance to Soldering Heat	IEC 60115-1 4.18	260±3°C for 10±1 Sec., immersed to a point 3±0.5mm from the body	±1.0%+0.05 Ω
Accidental Overload Test	IEC 60115-1 4.26	4 times RCWV for 1 Min.	No evidence of flaming or arcing

Note: Rated Continuous Working Voltage (RCWV) =  $\sqrt{\text{Power Rating} \times \text{Resistance Value}}$