

LAPT 2SA1386/1386A

Silicon PNP Epitaxial Planar Transistor (Complement to type 2SC3519/A)

Application : Audio and General Purpose

Absolute maximum ratings (Ta=25°C)

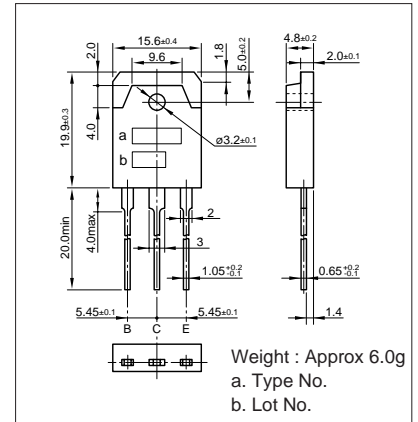
Symbol	2SA1386	2SA1386A	Unit
VcBo	-160	-180	V
VcEO	-160	-180	V
VEBO	-5		V
Ic	-15		A
Ib	-4		A
Pc	130(Tc=25°C)		W
Tj	150		°C
Tstg	-55 to +150		°C

Electrical Characteristics (Ta=25°C)

Symbol	Conditions	2SA1386	2SA1386A	Unit
IcBo	VcB=	-100max	-100max	μA
VcEO	VcB=	-160	-180	V
IEBO	VEB=-5V		-100max	μA
V(BR)CEO	Ic=-25mA	-160min	-180min	V
hFE	VCE=-4V, Ic=-5A		50min*	
VCE(sat)	Ic=-5A, Ib=-0.5A		-2.0max	V
fT	VCE=-12V, IE=2A		40typ	MHz
COB	VcB=-10V, f=1MHz		500typ	pF

*hFE Rank O(50 to 100), P(70 to 140), Y(90 to 180)

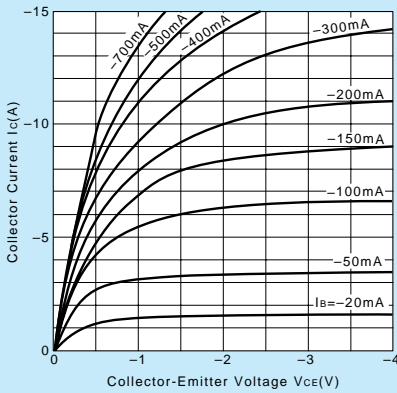
External Dimensions MT-100(TO3P)



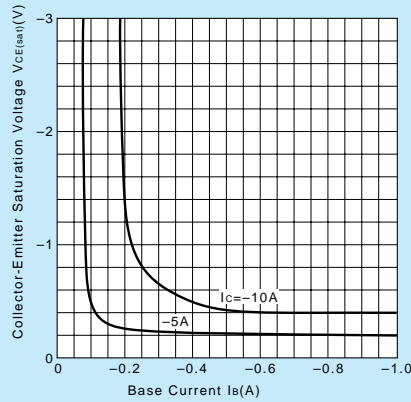
Typical Switching Characteristics (Common Emitter)

VCC (V)	RL (Ω)	Ic (A)	VBB1 (V)	VBB2 (V)	IB1 (A)	IB2 (A)	ton (μs)	tstg (μs)	tf (μs)
-40	4	-10	-10	5	-1	1	0.3typ	0.7typ	0.2typ

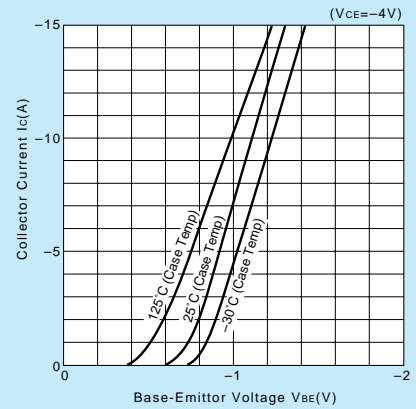
Ic-VCE Characteristics (Typical)



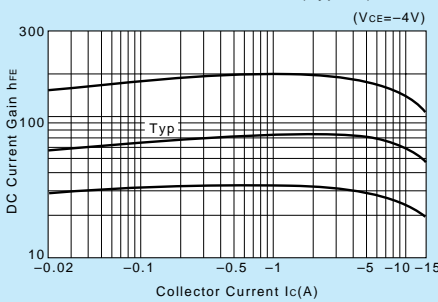
VCE(sat)-Ib Characteristics (Typical)



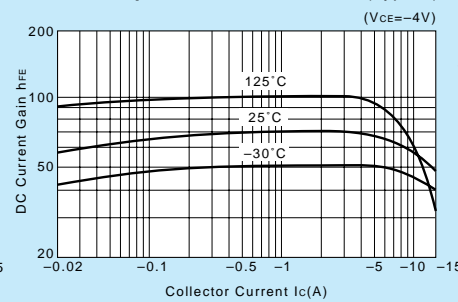
Ic-VBE Temperature Characteristics (Typical)



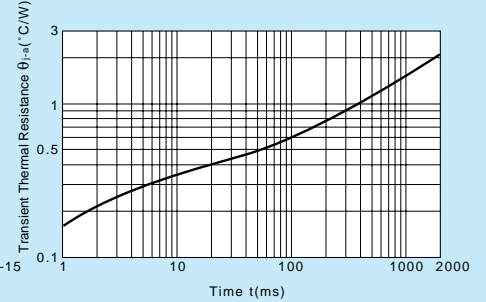
hFE-Ic Characteristics (Typical)



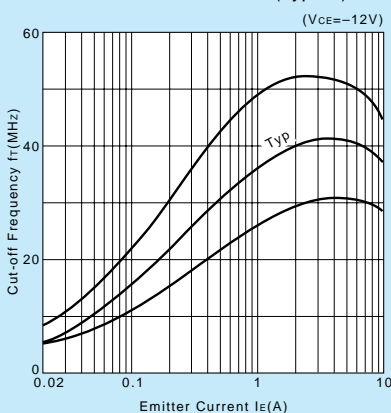
hFE-Ic Temperature Characteristics (Typical)



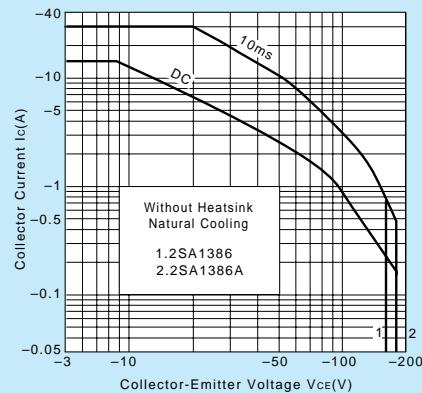
θj-a-t Characteristics



fT-IE Characteristics (Typical)



Safe Operating Area (Single Pulse)



Pc-Ta Derating

