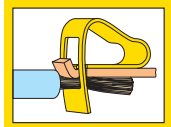
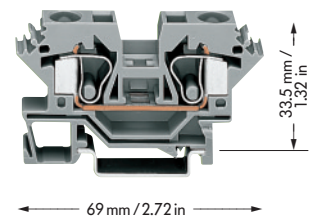
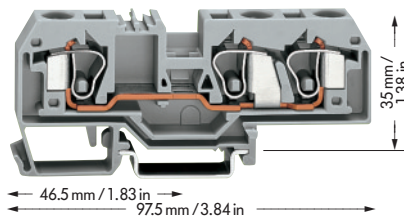
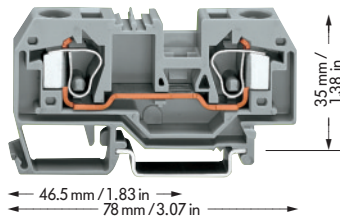


Through/Ground (Earth) Conductor and Terminal Blocks 10 mm² / AWG 8, Series 284



2
19

| | | | | | |
|--|--|--|--|--|--|
| <p>0.2 – 10 mm² 800 V/8 kV/3 ① 57 A</p> <p>Terminal block width 10 mm / 0.394 in 12 – 13 mm / 0.49 in</p> <p>* </p> | <p>AWG 24 – 8 600 V, 50 A </p> <p>600 V, 54 A </p> | <p>0.2 – 10 mm² 800 V/8 kV/3 ① 57 A</p> <p>Terminal block width 10 mm / 0.394 in 12 – 13 mm / 0.49 in</p> <p>* </p> | <p>AWG 24 – 8 600 V, 50 A </p> <p>600 V, 54 A </p> | <p>0.2 – 10 mm² 800 V/8 kV/3 ① 57 A</p> <p>Terminal block width 10 mm / 0.394 in 12 – 13 mm / 0.49 in</p> <p>* </p> | <p>AWG 24 – 8 600 V, 50 A </p> <p>600 V, 65 A </p> |
|--|--|--|--|--|--|



| Item No. | Pack. unit pcs | Item No. | Pack. unit pcs | Item No. | Pack. unit pcs | | | |
|---|----------------|-------------------------------------|---|-------------------------------------|----------------|---|--|--|
| 2-conductor through terminal blocks | | | 3-conductor through terminal blocks | | | 2-conductor through terminal blocks | | |
| grey 284-901 | 25 | grey 284-681 | 25 | grey 284-601 | 25 | | | |
| blue 284-904 | 25 | blue 284-684 | 25 | blue 284-604 | 25 | | | |
| orange 284-902 | 25 | orange 284-682 | 25 | orange 284-602 | 25 | | | |
| light grey 284-992 | 25 | light grey 284-993 | 25 | light grey 284-691 | 25 | | | |
| 2-conductor ground (earth) terminal blocks | | | 3-conductor ground (earth) terminal blocks | | | 2-conductor ground (earth) terminal blocks | | |
| green-yellow 284-907 | 25 | green-yellow 284-687 | 25 | green-yellow 284-607 | 25 | | | |
| green-yellow 284-907/999-950 | 25 | green-yellow 284-687/999-950 | 25 | green-yellow 284-607/999-950 | 25 | | | |

① 800 V = rated voltage
8 kV = rated surge voltage
3 = pollution degree
(see also section 15)

Suitable for EEx e II applications
0.5 – 10 mm² AWG 20 – 8
550 V~, 53 A
(see also section 13)

Accessories Series 284

Appropriate marking system **WMB/WSB/WFB** (see section 14)

| Accessories Series 284 | Accessories Series 284 | Accessories Series 284 |
|---|---|---|
| <p>End and intermediate plate, 2.5 mm/0.098 in thick</p> <p>orange 284-328 100 (4 x 25)</p> <p>grey 284-325 100 (4 x 25)</p> <p>light grey 284-330 100 (4 x 25)</p> | <p>End and intermediate plate, 2.5 mm/0.098 in thick</p> <p>orange 284-339 100 (4 x 25)</p> <p>grey 284-308 100 (4 x 25)</p> <p>light grey 284-341 100 (4 x 25)</p> | <p>End and intermediate plate, 2.5 mm/0.098 in thick</p> <p>orange 284-317 100 (4 x 25)</p> <p>grey 284-316 100 (4 x 25)</p> <p>light grey 284-318 100 (4 x 25)</p> |
| <p>Separator, oversized, 2 mm/0.079 in thick</p> <p>orange 284-329 100 (4 x 25)</p> <p>grey 284-326 100 (4 x 25)</p> <p>light grey 284-331 100 (4 x 25)</p> | <p>Separator, oversized, 2 mm/0.079 in thick</p> <p>orange 284-340 100 (4 x 25)</p> <p>grey 284-309 100 (4 x 25)</p> <p>light grey 284-342 100 (4 x 25)</p> | <p>Separator, oversized, 2 mm/0.079 in thick</p> <p>orange 284-327 100 (4 x 25)</p> <p>grey 284-337 100 (4 x 25)</p> <p>light grey 284-338 100 (4 x 25)</p> |
| <p>Adjacent jumper, insulated, I_N 57 A, 53 A</p> <p>grey 284-402 100 (4 x 25)</p> <p>yell.-green 284-422 100 (4 x 25)</p> | <p>Adjacent jumper, insulated, I_N 57 A, 53 A</p> <p>grey 284-402 100 (4 x 25)</p> <p>yell.-green 284-422 100 (4 x 25)</p> | <p>Adjacent jumper, insulated, I_N 57 A, 53 A</p> <p>grey 284-402 100 (4 x 25)</p> <p>yell.-green 284-422 100 (4 x 25)</p> |
| <p>Alternate jumper, insulated, I_N 57 A, 53 A</p> <p>grey 284-409 50 (2 x 25)</p> | <p>Alternate jumper, insulated, I_N 57 A, 53 A</p> <p>grey 284-409 50 (2 x 25)</p> | <p>Alternate jumper, insulated, I_N 57 A, 53 A</p> <p>grey 284-409 50 (2 x 25)</p> |
| <p>Protective warning marker, for 5 terminal blocks, fits into screwdriver slot</p> <p>yellow 284-415 50 (2 x 25)</p> | <p>Protective warning marker, for 5 terminal blocks, fits into screwdriver slot</p> <p>yellow 284-415 50 (2 x 25)</p> | <p>Protective warning marker, for 5 terminal blocks, fits into screwdriver slot</p> <p>yellow 284-415 50 (2 x 25)</p> |
| <p>Test plug adapter, suitable f. term. bl. 1.5 mm² – 10 mm², 8 mm/0.315 in wide</p> <p>209-170 50 (2 x 25)</p> <p>see also page 2.41</p> | <p>Test plug adapter, suitable f. term. bl. 1.5 mm² – 10 mm², 8 mm/0.315 in wide</p> <p>209-170 50 (2 x 25)</p> <p>see also page 2.41</p> | <p>Test plug adapter, suitable f. term. bl. 1.5 mm² – 10 mm², 8 mm/0.315 in wide</p> <p>209-170 50 (2 x 25)</p> <p>see also page 2.41</p> |
| <p>Finger guard cover, serves as touchproof protection for unused clamping units</p> <p>yellow 284-400 100 (4 x 25)</p> | <p>Finger guard cover, serves as touchproof protection for unused clamping units</p> <p>yellow 284-400 100 (4 x 25)</p> | <p>Finger guard cover, serves as touchproof protection for unused clamping units</p> <p>yellow 284-400 100 (4 x 25)</p> |
| <p>Step down jumper and cover plate see pages 2.26 – 2.27</p> | <p>Step down jumper and cover plate see pages 2.26 – 2.27</p> | <p>Step down jumper and cover plate see pages 2.26 – 2.27</p> |

* For further approvals with corresponding ratings see section 15.