


SILICON NPN TRANSISTOR

- STMicroelectronics PREFERRED SALESTYPE

DESCRIPTION

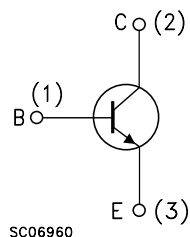
The MJE521 is a silicon Epitaxial-Base NPN transistor in Jedec SOT-32 plastic package.

It is intended for use in 5 to 20W audio amplifiers, general purpose amplifier and switching circuits.



SOT-32

INTERNAL SCHEMATIC DIAGRAM



ABSOLUTE MAXIMUM RATINGS

Symbol	Parameter	Value	Unit
V_{CBO}	Collector-Base Voltage ($I_E = 0$)	40	V
V_{CEO}	Collector-Emitter Voltage ($I_B = 0$)	40	V
V_{EBO}	Emitter-Base Voltage ($I_C = 0$)	4	V
I_C	Collector Current	4	A
I_{CM}	Collector Peak Current ($t_p < 5$ ms)	8	A
I_B	Base Current	2	A
P_{tot}	Total Dissipation at $T_c \leq 25$ °C	40	W
T_{stg}	Storage Temperature	-65 to 150	°C
T_j	Max. Operating Junction Temperature	150	°C

MJE521

THERMAL DATA

$R_{thj-amb}$	Thermal Resistance Junction-ambient	Max	3.12	$^{\circ}\text{C}/\text{W}$
---------------	-------------------------------------	-----	------	-----------------------------

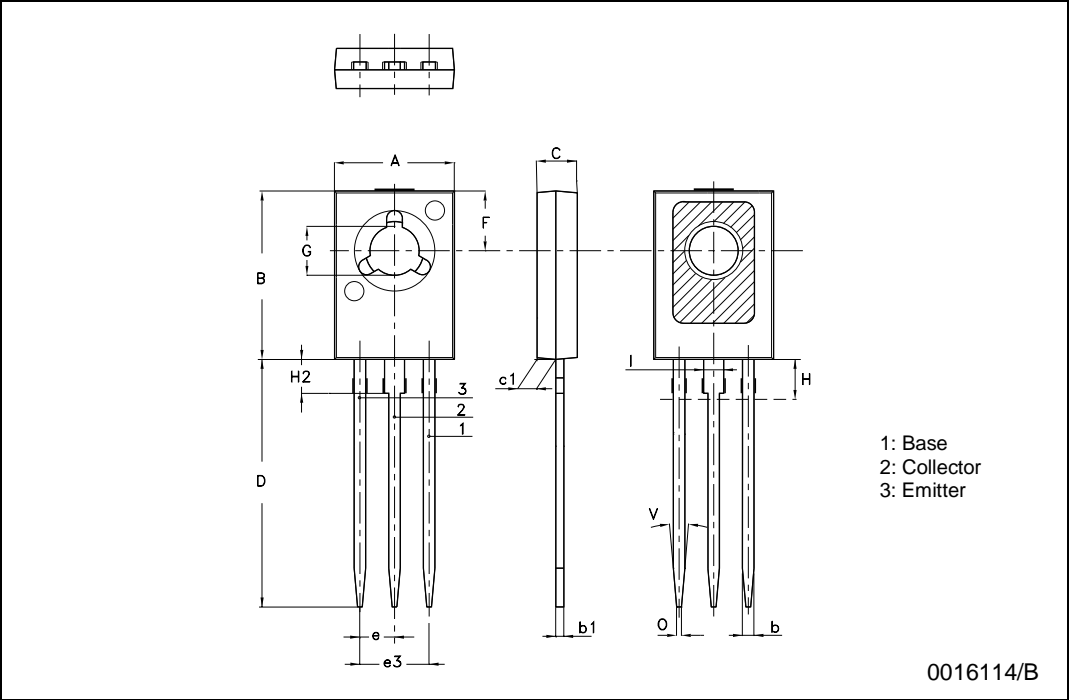
ELECTRICAL CHARACTERISTICS ($T_{case} = 25^{\circ}\text{C}$ unless otherwise specified)

Symbol	Parameter	Test Conditions		Min.	Typ.	Max.	Unit
I_{CBO}	Collector Cut-off Current ($I_E = 0$)	$V_{CB} = 40\text{ V}$				100	μA
I_{EBO}	Emitter Cut-off Current ($I_C = 0$)	$V_{EB} = 4\text{ V}$				100	μA
$V_{CEO(sus)}^*$	Collector-Emitter Sustaining Voltage ($I_B = 0$)	$I_C = 0.1\text{ A}$		40			V
h_{FE}	DC Current Gain	$I_C = 1\text{ A}$	$V_{CE} = 1\text{ V}$	40			

* Pulsed: Pulse duration = 300 μs , duty cycle $\leq 1.5\%$

SOT-32 (TO-126) MECHANICAL DATA

DIM.	mm			inch		
	MIN.	TYP.	MAX.	MIN.	TYP.	MAX.
A	7.4		7.8	0.291		0.307
B	10.5		10.8	0.413		0.425
b	0.7		0.9	0.028		0.035
b1	0.40		0.65	0.015		0.025
C	2.4		2.7	0.094		0.106
c1	1.0		1.3	0.039		0.051
D	15.4		16.0	0.606		0.630
e		2.2			0.087	
e3		4.4			0.173	
F		3.8			0.150	
G	3		3.2	0.118		0.126
H			2.54			0.100
H2		2.15			0.084	
I		1.27			0.05	
O		0.3			0.011	
V		10°			10°	



Information furnished is believed to be accurate and reliable. However, STMicroelectronics assumes no responsibility for the consequences of use of such information nor for any infringement of patents or other rights of third parties which may result from its use. No license is granted by implication or otherwise under any patent or patent rights of STMicroelectronics. Specification mentioned in this publication are subject to change without notice. This publication supersedes and replaces all information previously supplied. STMicroelectronics products are not authorized for use as critical components in life support devices or systems without express written approval of STMicroelectronics.

The ST logo is a trademark of STMicroelectronics.

All other names are the property of their respective owners.

© 2003 STMicroelectronics – All Rights reserved

STMicroelectronics GROUP OF COMPANIES

Australia - Belgium - Brazil - Canada - China - Czech Republic - Finland - France - Germany - Hong Kong - India - Israel - Italy - Japan - Malaysia - Malta - Morocco - Singapore - Spain - Sweden - Switzerland - United Kingdom - United States.

<http://www.st.com>