

# SPECIFICATION FOR APPROVAL

**CUSTOMER :** ARRCERA EU

**MODEL NO :** 8015 (CeraDyna Fan)

**PART NO :** FD1280-A1051C3AL

**DATE :** 2012.5.15

<b>CUSTOMER APPROVAL</b>

**Taiwan Certification Office**  
**ARX GROUP & ACT-RX TECHNOLOGY CORPORATION**  
2F, No.192, Lian Cheng Road, Zhonghe Dist.,  
New Taipei City 235, Taiwan (R.O.C.)

<b>Approved</b>	<b>QC</b>	<b>Checked</b>	<b>Checked</b>	<b>Prepared</b>

## CONTENTS

1. <u>SCOPE</u> .....	3
2. <u>ELECTRICAL</u> .....	3
3. <u>MATERIAL</u> .....	4
4. <u>MECHANICAL</u> .....	4
5. <u>EXPECTED LIFE SPAN (MTTF)</u> .....	4
6. <u>NOISE MEASUREMENT</u> .....	5
7. <u>RELIABILITY</u> .....	6-7
8. <u>PRODUCT LABEL</u> .....	7
9. <u>PERFORMANCE CHART</u> .....	8
10. <u>ASSEMBLY DIAGRAM</u> .....	9
11. <u>FREQUENCY GENERATOR (FG) SIGNAL OUTPUT</u> .....	10
12. <u>ORDERING AND OPERATING REMARKS</u> .....	11
13. <u>FAN PACKING DATA</u> .....	12

## 1. SCOPE

This document is a specification defining the electrical and mechanical characteristics of the product.

## 2. ELECTRICAL

Standard operating condition is 25°C, 65%RH ambient, unless otherwise specified.

	Item	Specification	Test Condition
1	Rated Voltage	12V	DC power supply
2	Rated Current	0.21 Amp (Typical) Max0.28 Amp(SafetyRegulation)	DC power supply at Rated Voltage This is for Safety Regulation.
3	Rated Power	2.52 W	At Rated Voltage.
4	Starting Voltage	7V (Min.)	DC power supply
5	Insulation Resistance	10MΩ (Min.)	Input 500V(DC) between Lead wire(+) and housing
6	Speed	3500 RPM ±10%	Measured at 5 minutes after starting under 25±5°C, 65± 5%RH ambient
7	Acoustical Noise	35.5 dB(A) (measurement tolerance ± 2 dBA)	Measured at typical speed with an acoustic microphone 1 meter away from the fan intake in a test chamber with background noise level below 18dB(A) under ISO-3745 Standard, refer to NOISE MEASUREMENT ITEM 7.
8	Static Pressure	3.21 mm-H <sub>2</sub> O (0.13 inch-H <sub>2</sub> O )	Refer to PERFORMANCE CHART ITEM 9 at zero airflow. This measurement is performed AMCA 210-99 Standard.
9	Air Flow	35.77 CFM (1.01CMM )	Refer to PERFORMANCE CHART ITEM 9 at zero static Pressure. This measurement is performed AMCA 210-99 standard.
10	Direction of rotation	Counter- anticlockwise	DC power supply, viewed from impeller.

### 3. MATERIAL

<b>Impeller</b>	<b>PBT UL94-V0</b>
<b>Frame</b>	<b>PBT UL94-V0</b>
<b>Bobbin</b>	<b>PBT UL94-V0</b>
<b>Lead Wire</b> <input checked="" type="checkbox"/> + : Red <input checked="" type="checkbox"/> - : Black <input type="checkbox"/> : PWM <input checked="" type="checkbox"/> O/P: <input type="checkbox"/> White <input checked="" type="checkbox"/> Yellow	<input type="checkbox"/> 24 <b>UL 1007 AWG</b> <input checked="" type="checkbox"/> 26 <input type="checkbox"/> 28

### 4. MECHANICAL

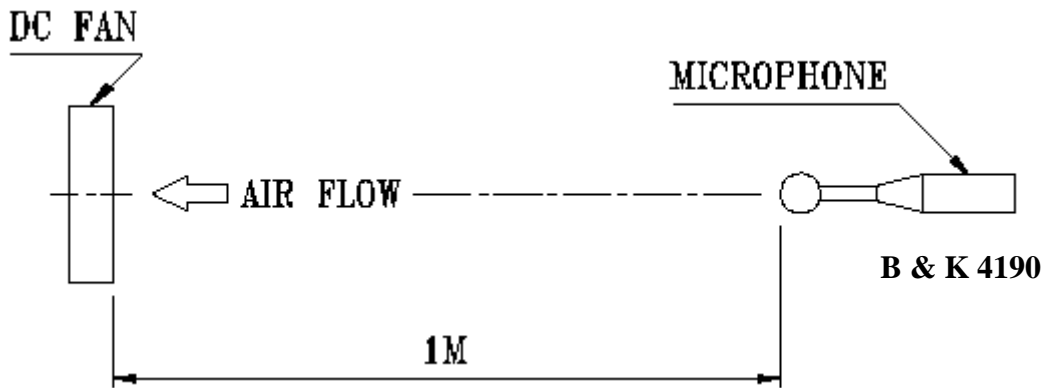
<b>Dimensions</b>	<b>L * W * H =80*80*15 (mm)</b>
<b>Weight</b>	<b>55 grams</b>
<b>Standard operating temperature range</b>	<b>-10 °C ~ 75 °C</b>
<b>Standard storage temperature</b>	<b>-20 °C ~ 80 °C</b>
<b>Bearing system</b>	<input type="checkbox"/> Two Ball Bearing <input type="checkbox"/> One Ball One Sleeve Bearing <input type="checkbox"/> Sleeve Bearing <input checked="" type="checkbox"/> Alloy Sleeve with Ceramic Shaft <input type="checkbox"/> Ceramic Bearing with Ceramic Shaft

### 5. EXPECTED LIFE SPAN ( MTTF )

At a standard operating condition of 25±5°C, 65±5%RH ambient, the expected life(expressed as Mean Time To Failure) of products are evaluated under MIL-STD-781 Standard as below :

- Two Ball Bearing : 65000 hrs , Continuous operating under 25°C 65% RH
- One Ball One Sleeve Bearing : 50000 hrs , Continuous operating under 25°C 65% RH
- Sleeve Bearing : 30000 hrs , Continuous operating under 25°C 65% RH
- Alloy Sleeve with Ceramic Shaft : 300000 hrs , Continuous operating under 25°C 65% RH
- Ceramic Bearing with Ceramic Shaft : 500000 hrs , Continuous operating under 25°C 65%RH

## 6. NOISE MEASUREMENT :



Noise is measured under Rated Voltage in free air in the anechoic chamber with B & K Nexus 4350 conditioning amplifier, with B & K 4190 microphone at a distance of one meter from the fan intake. The background noise is 18dBA max under the ISO-3745 Standard.

**7. RELIABILITY**

	<b>Item</b>	<b>Specification</b>	<b>Test Condition</b>
1	<b>Locked Rotor Test</b>	<b>Flameproof and damage free</b>	<b>Rotor locked for 72 hrs with Rated Voltage</b>
2	<b>Reverse Voltage Test Protection</b>	<b>Yes</b>	<b>Reverse 15 min with Rated Voltage</b>
3	<b>Balance Test</b>	<b>No protruding beyond the circle within 10 seconds</b>	<b>The fan runs in a circle, scaled by fan radius plus 20mm, on a perfectly smooth plate for 10 seconds under the ISO 1940 G6.3 grade Standard.</b>
4	<b>Drop Test</b>	<b>All specified characteristics remain unchanged</b>	<b>Drop D.U.T.(The standard packing) from the test machine at 76cm below. Individual one angle, three diagonal corners and six planes under the IEC 68-2-31 Standard.</b>
5	<b>Vibration Test</b>	<b>All specified characteristics remain unchanged</b>	<b>Ambient temp. : 25 °C±5 °C with Rated Voltage Amplitude : 0.4-2.5 mm Acceleration : 14.7 S/m<sup>2</sup> Frequency : 10HZ-60HZ Sweeping period : 11 min 10HZ-60HZ : 10 min 60HZ-10HZ : 10 min Total : 10 cycles This test is under the IEC 68-2-6 Standard.</b>
6	<b>High/Low Temperature Cycling</b>	<b>All specified characteristics remain unchanged</b>	<b>20 minutes slew rate +75 °C (12 hr) , -20 °C (12 hr) Total : 25 cycles with Rated Voltage This test is under IEC 68-2-38 Standard.</b>
7	<b>Low Temp. Test</b>	<b>All specified characteristics remain unchanged</b>	<b>Tested under standard condition ; after 500hrs, -25 °C, with power supply. This test is under IEC 68-2-1 Standard.</b>

8	High Temp. Test	All specified characteristics remain unchanged	Tested under standard condition ; after 500hrs, 80 °C, with power supply. This test is under IEC 68-2-2 Standard.
9	Hi Pot Test	All specified characteristics remain unchanged	Input 500V(AC) for 1 min between lead(+/-) and housing. This test is under CNS-C6013 Standard.

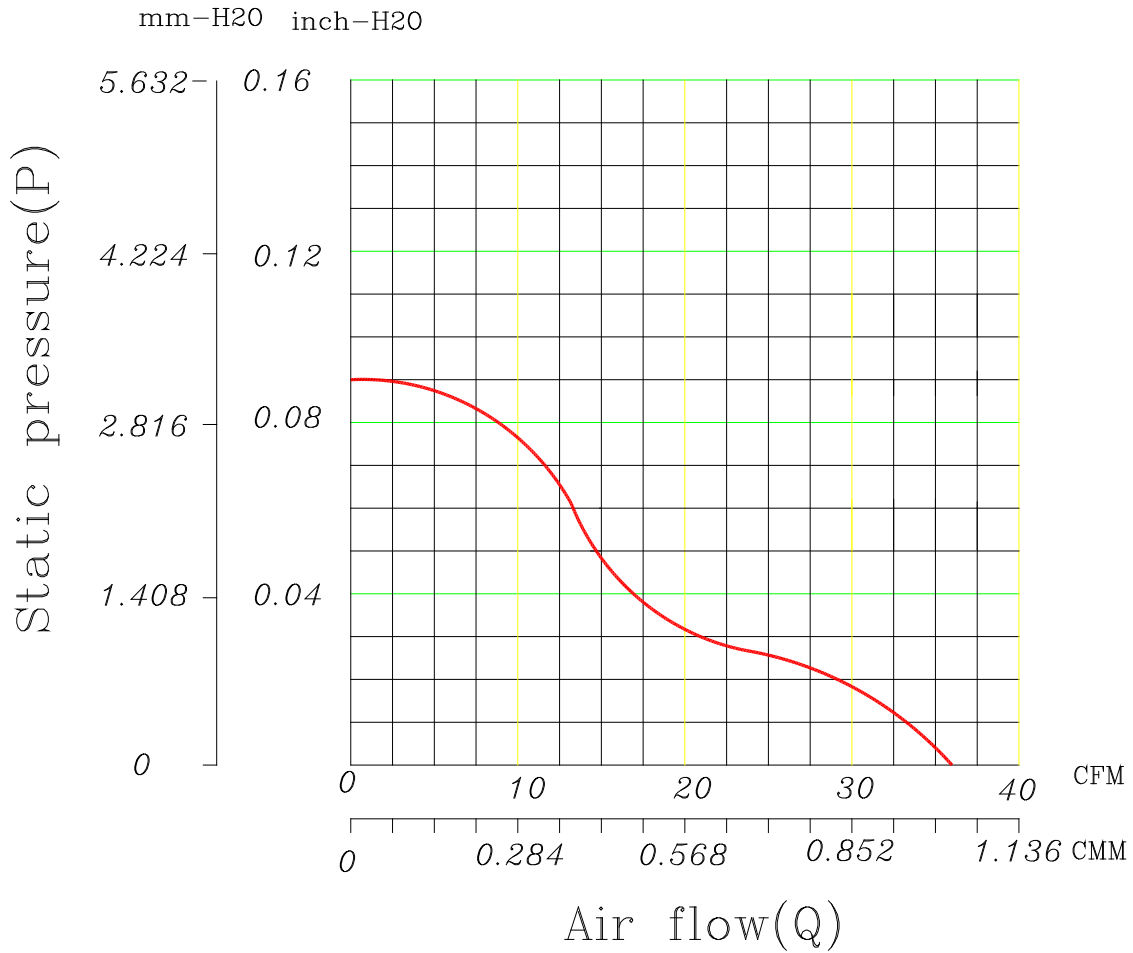
### 8. PRODUCT LABEL



## 9. PERFORMANCE CHART

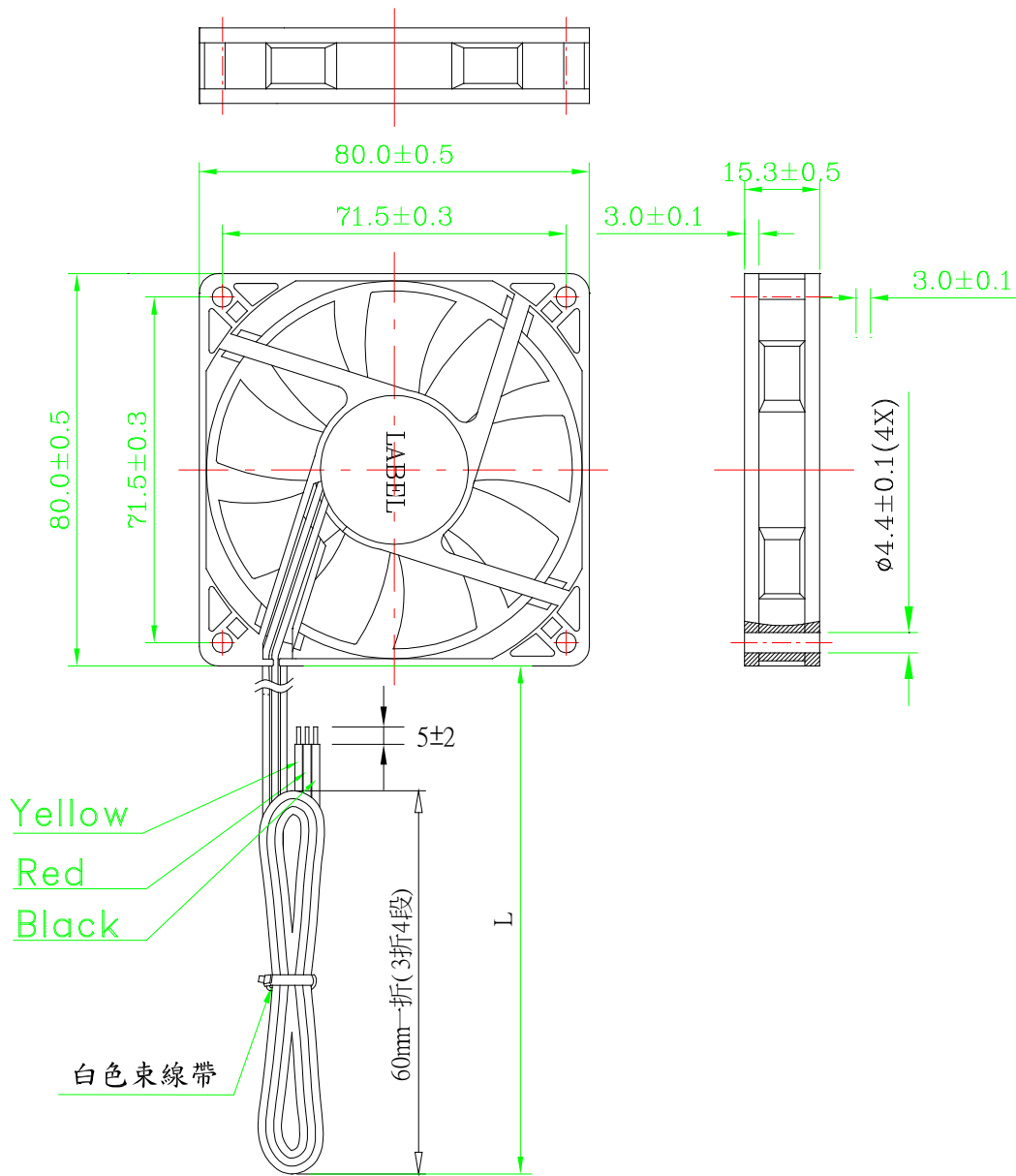
This measurement is according to the AMCA 210-99 Standard.

PQ curve for FD1280-A1051C3AL under Rated Voltage.





### 10.ASSEMBLY DIAGRAM



General Dimension.Tolerances  
(Unit:mm)

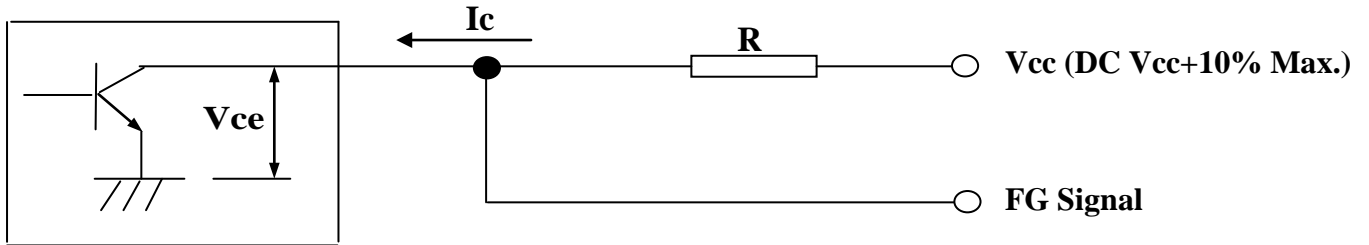
0-3	$\pm 0.3$
3-30	$\pm 0.4$
31-60	$\pm 0.5$
61-100	$\pm 0.6$
101 and Over	$\pm 0.6$
Angles	$\pm 2\phi X$

Note :

1. L\* : Lead wire length :  $295 \pm 10$ mm ( From frame edge )

## 11. FREQUENCY GENERATOR(FG) SIGNAL Output :

### 11.1 Output circuit : Open collector mode

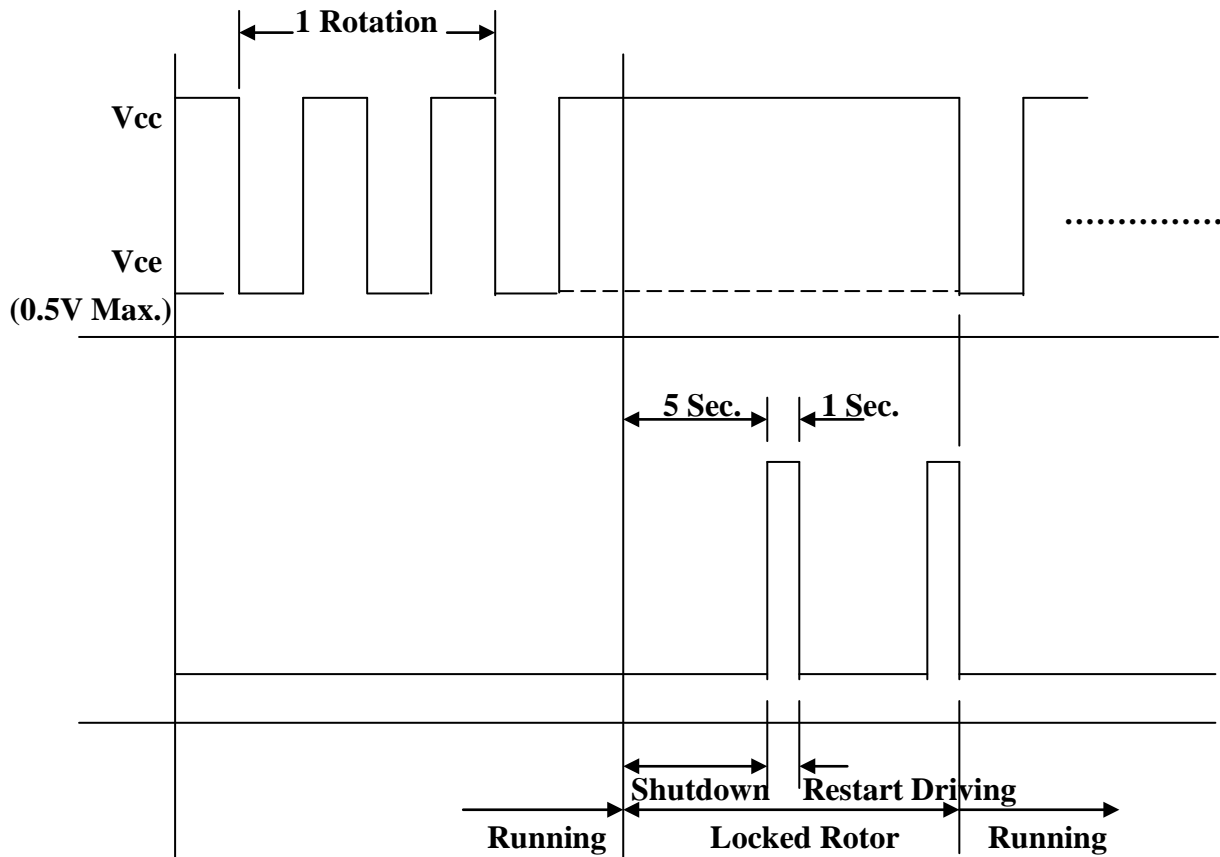


DC Fan

11.2  $R=V/I$  (Out "R" value can be got by calculating)

11.3 Specification :  $I_c = 10\text{mA Max}$

11.4 Frequency Generator Waveform :



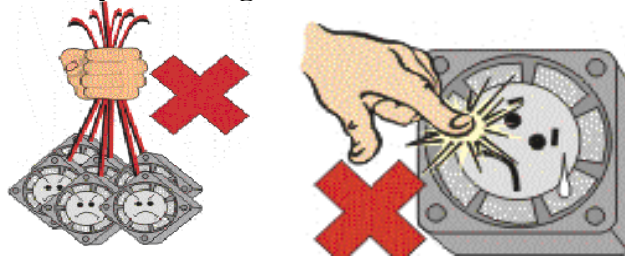
## 12. ORDERING AND OPERATING REMARKS

12.1 Please indicate Part No. on every order.

12.2 For those not specified but vital to your requirement, ACT-RX is in full position to supply qualified substitutes.

12.3 ACT-RX does not guarantee the product if applications exceed specified limitations.

12.4 Please do not touch the impeller and never carry the fan the lead wires. The bearings and the lead wires may be damaged.



12.5 Please do not use the fan in the environment of corrosive gas or liquid.

12.6 Please do not store the fan in the environment of high humidity. Please avoid storage of the fan over 6 months . For long term storage, please connect power to the fan shortly every 6 months even through the fan is stored in room temperature.

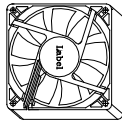
12.7 Improper use may lead to malfunction. To ensure normal operation, avoid dipping the fan into watery and oily liquid, or exposing it to heat, etc.

12.8 Please do not lock the rotor for those fan models without Auto Restart function during operation to prevent over heating which may cause permanent damage.

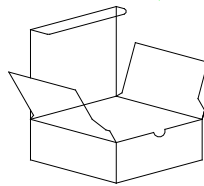
12.9 Warrantee period is 12 months max. under the environment condition IP-20 specified in IEC60529.

12.10 All specifications subject to change without prior notice.

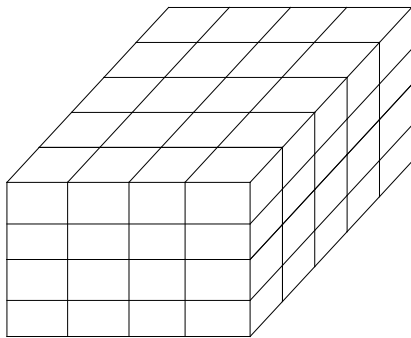
### 13.FAN PACKING DATA



fan: 80mm\*80mm\*15mm



box: 90mm\*85mm\*21.5mm  
1fans/box



140boxes

carton: 475mm\*365mm\*206mm  
140boxes/carton  
140fans/carton

