


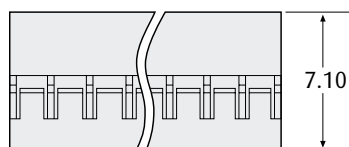
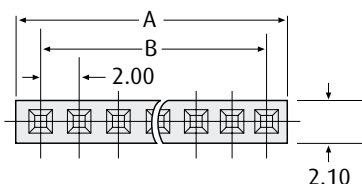
# M22 Connectors

## Female Crimp Housings and Contacts

- ❖ Suitable for use with male connectors shown on pages 92-94 and 96-99.
- ❖ Twin-leaf phosphor bronze contacts, supplied loose or on reels, rear insertable into housing.
- ❖ For Polarising key use **order code M22-0140091**.
- ❖ Pre-crimped contacts and cable assembly service available, contact [technical@harwin.com](mailto:technical@harwin.com).



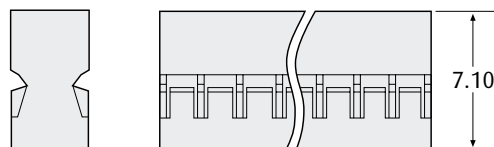
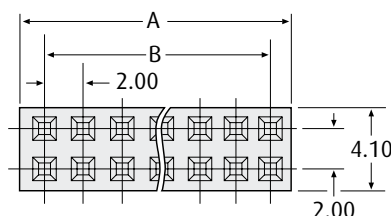
### SINGLE ROW



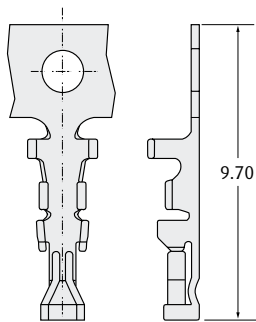
#### CALCULATION

<b>A</b>	$B + 2.40$
<b>B</b>	$2.00 \times (\text{No. of ways per row} - 1)$

### DOUBLE ROW



### CONTACTS



TYPE	AWG	ORDER CODE
Reeled	24 - 30	<b>M22-30400XX</b>
Loose	24 - 30	<b>M22-30500XX</b>

- ❖ Order codes for reeled contacts refer to one reel of 10,000 contacts.
- ❖ Order codes for loose contacts refer to one pack of 100 contacts.

### TOOLS

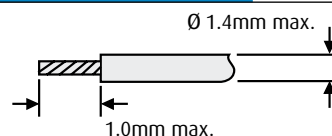
#### HAND CRIMP TOOL

Order Code: Z22-020

See page 100

❖ Instruction sheets available at [www.harwin.com/Downloads/Instructions](http://www.harwin.com/Downloads/Instructions)

#### WIRE STRIPPING DETAILS



### HOW TO ORDER

**M22 - 30 X XX XX**

#### SERIES CODE

#### TYPE

<b>1</b>	SIL Crimp Moulding
<b>2</b>	DIL Crimp Moulding
<b>4</b>	Reeled Contacts
<b>5</b>	Loose Contacts

#### NO. OF WAYS PER ROW

<b>02 to 20</b>	M22-301, 302
<b>00</b>	M22-304, 305

#### FINISH

<b>00</b>	Moulding (M22-301, 302)	(P6)
<b>42</b>	Gold + Tin (M22-304, 305)	(P6)
<b>46</b>	Tin (M22-304, 305)	(P6)

All dimensions in mm.

[www.harwin.com](http://www.harwin.com)

2mm (.080") PITCH

