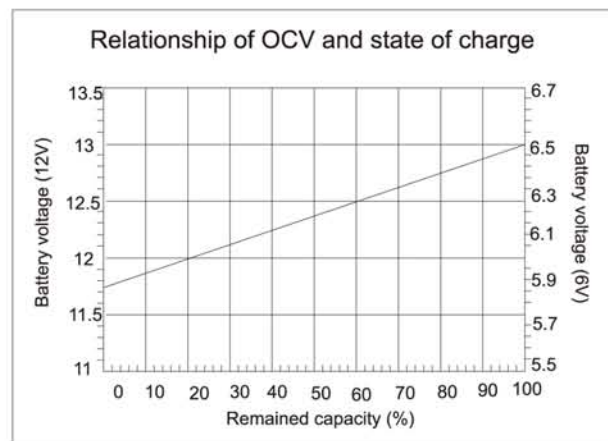
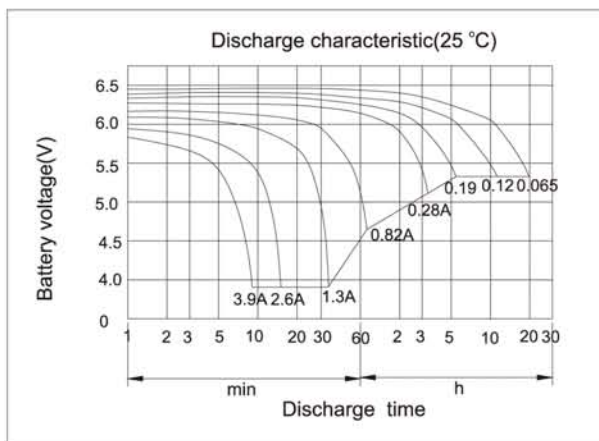
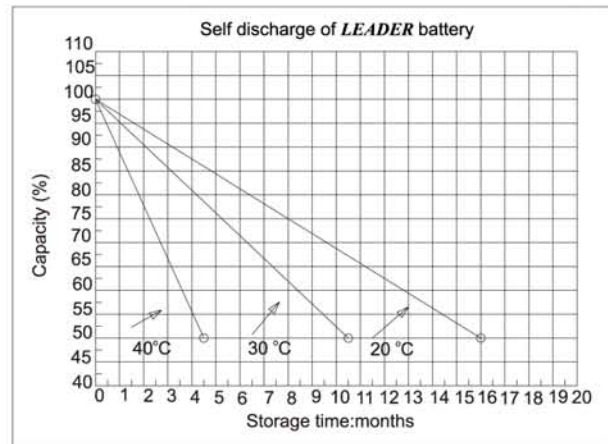
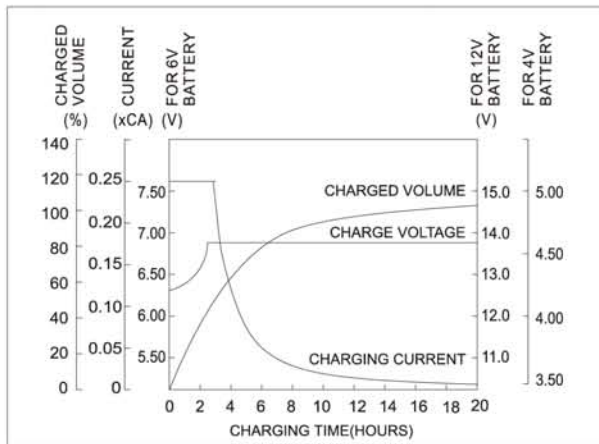
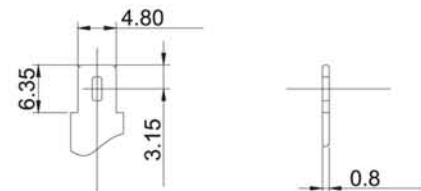
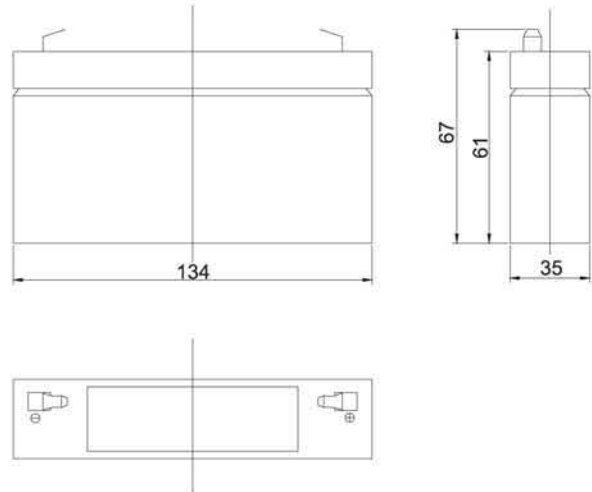


General Specifications and Characteristics

Battery model	CT1,3-6			
Nominal voltage	6V			
Capacity (25°C)	20hR(0.065A,1.75v)	10hR(0.12A,1.75v)	5hR(0.19A,1.75v)	1hR(0.82A,1.60v)
	1.3Ah	1.2Ah	0.95Ah	0.82Ah
Dimensions Max.	Length	Width	Height	Total Height
	97mm(3.82inch)	24mm(0.94inch)	52mm(2.05inch)	58mm(2.28inch)
Approx. Weight	0.31kg(0.68lbs.)			
Internal resistance	Full charged at 25°C:45mΩ			
Self discharge	3% of capacity declined per month at 20°C			
Capacity affected by temp.(20 hR)	40°C	25°C	0°C	-15°C
	102%	100%	85%	65%
Charge voltage (25°C)	Cycle use		Float use	
	7.25~7.45V(-15mV/°C),max.current:0.48A		6.8~6.9V(-10mV/°C)	

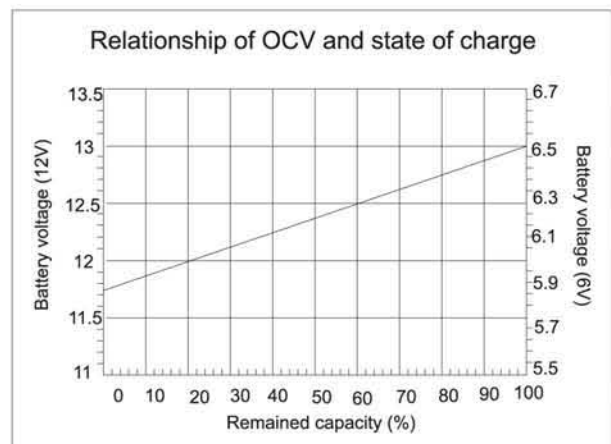
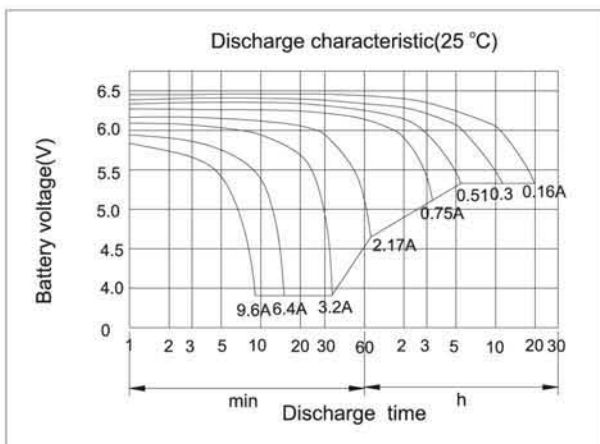
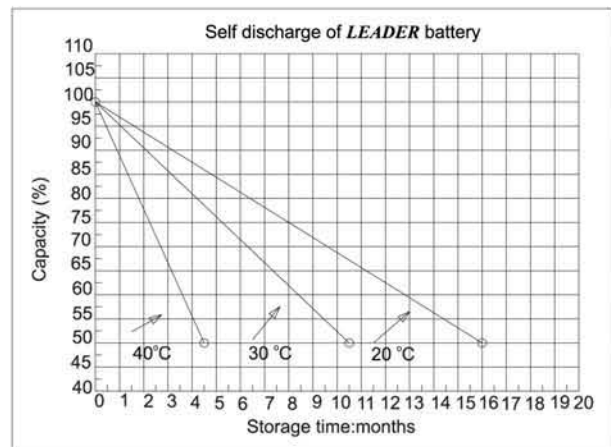
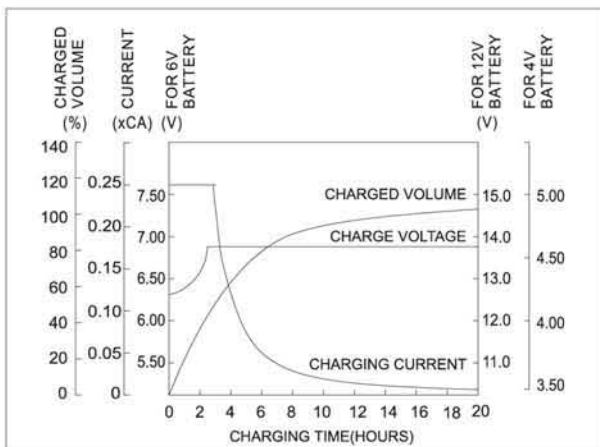
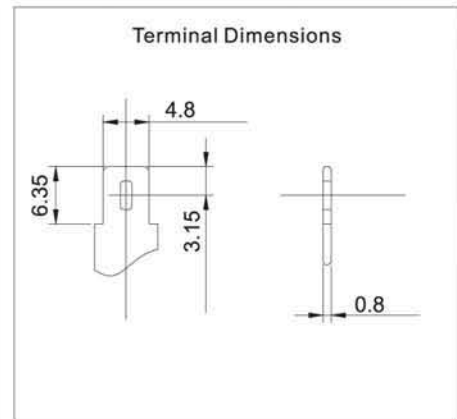
Terminal Dimensions

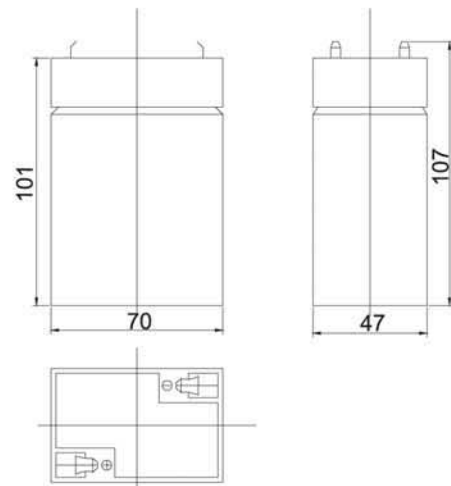




General Specifications and Characteristics

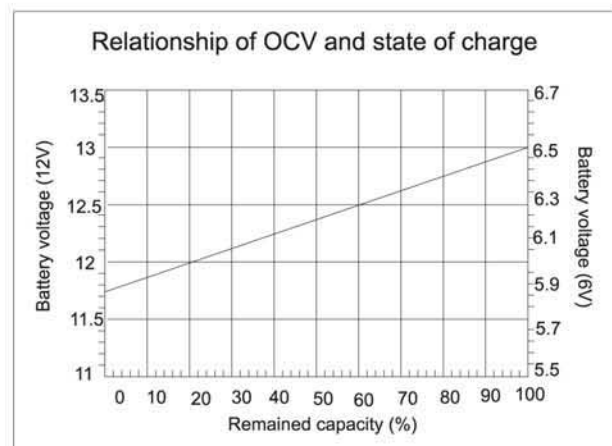
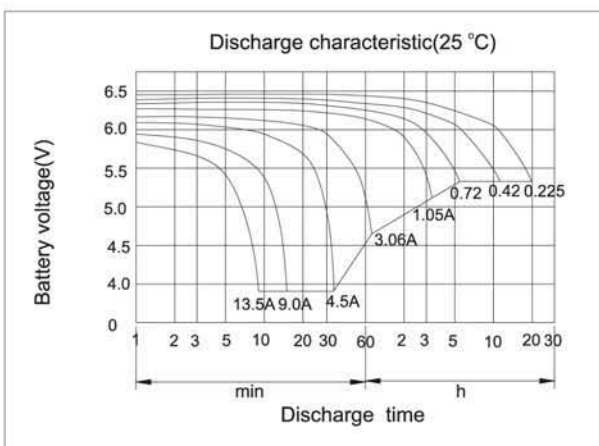
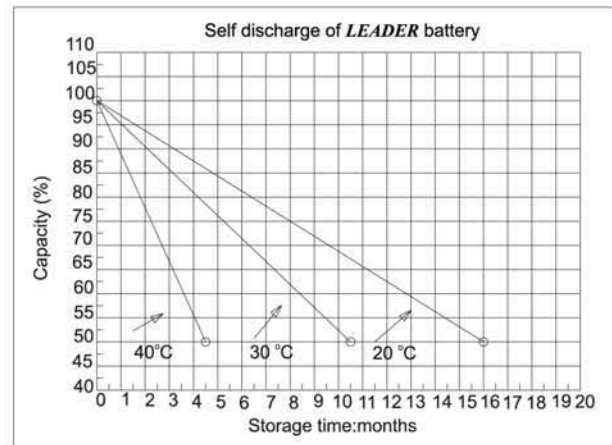
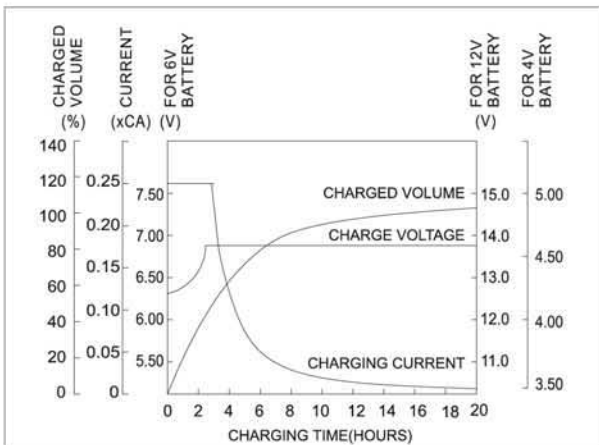
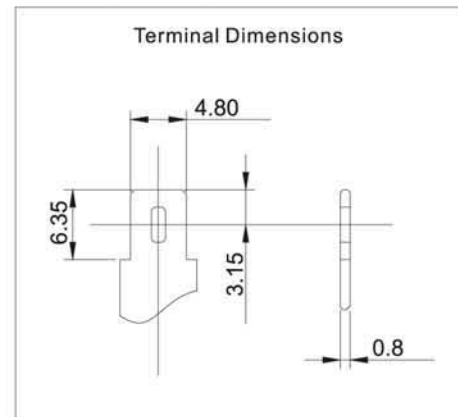
Battery model	CT3,2-6			
Nominal voltage	6V			
Capacity (25°C)	20hR(0.16A, 1.75v)	10hR(0.3A, 1.75v)	5hR(0.51A, 1.75v)	1hR(2.17A, 1.60v)
	3.2Ah	3.0Ah	2.55Ah	2.17Ah
Dimensions Max.	Length	Width	Height	Total Height
	134mm(5.28inch)	35mm(1.38inch)	61mm(2.4inch)	67mm(2.64inch)
Approx. Weight	0.71kg(1.56lbs.)			
Internal resistance	Full charged at 25°C:28mΩ			
Self discharge	3% of capacity declined per month at 20°C			
Capacity affected by temp.(20 hR)	40°C	25°C	0°C	-15°C
	102%	100%	85%	65%
Charge voltage (25°C)	Cycle use		Float use	
	7.25~7.45V(-15mV/°C),max.current:1.28A		6.8~6.9V(-10mV/°C)	

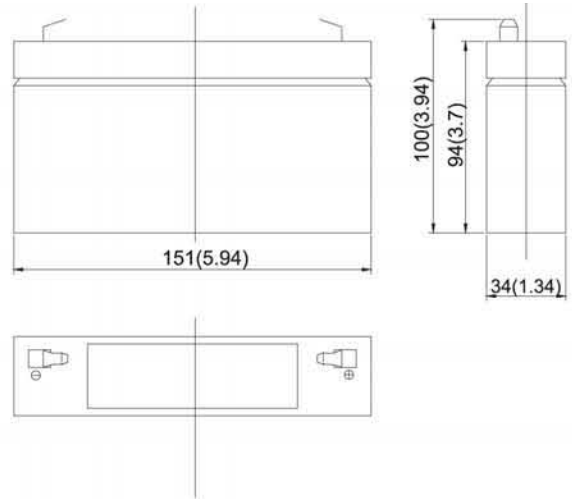




General Specifications and Characteristics

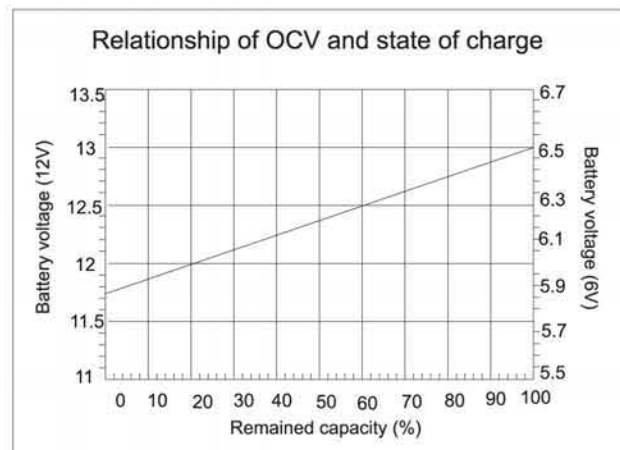
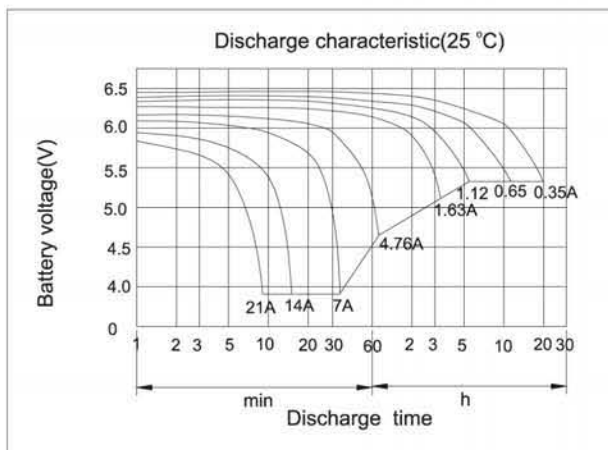
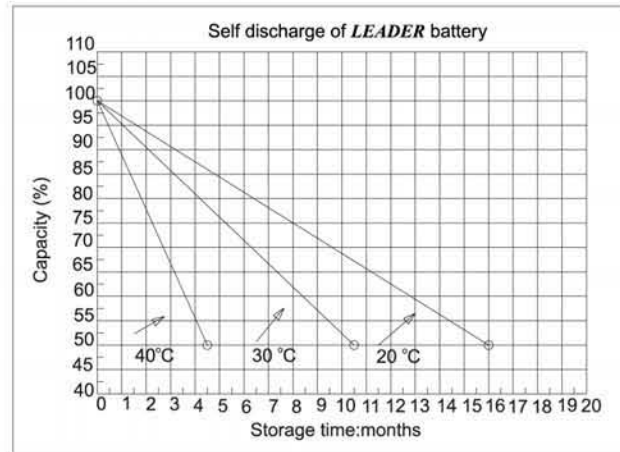
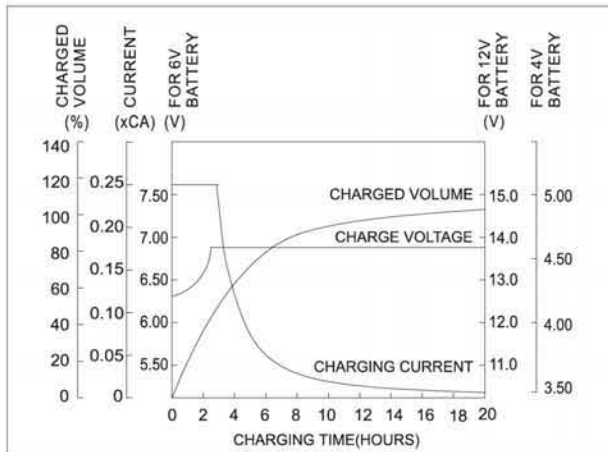
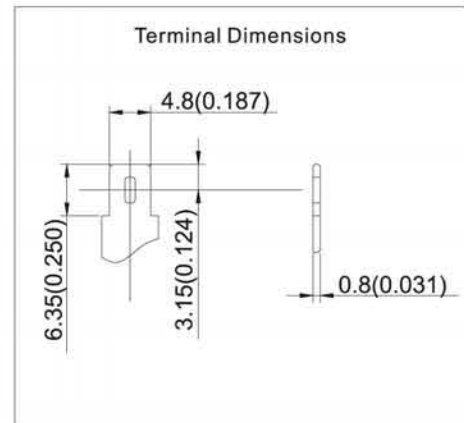
Battery model	CT4,5-6			
Nominal voltage	6V			
Capacity (25°C)	20hR(0.225A, 1.75v)	10hR(0.42A, 1.75v)	5hR(0.72A, 1.75v)	1hR(3.06A, 1.60v)
	4.5Ah	4.2Ah	3.6Ah	3.06Ah
Dimensions Max.	Length	Width	Height	Total Height
	70mm(2.76inch)	47mm(1.85inch)	101mm(3.98inch)	107mm(4.21inch)
Approx. Weight	0.85kg(1.87lbs.)			
Internal resistance	Full charged at 25°C:22mΩ			
Self discharge	3% of capacity declined per month at 20°C			
Capacity affected by temp.(20 hR)	40°C	25°C	0°C	-15°C
	102%	100%	85%	65%
Charge voltage (25°C)	Cycle use		Float use	
	7.25~7.45V(-15mV/°C),max.current:1.6A		6.8~6.9V(-10mV/°C)	

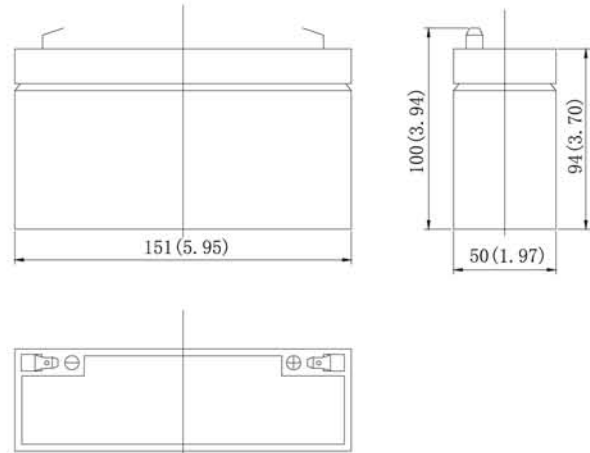





General Specifications and Characteristics

Battery model	CT7-6			
Nominal voltage	6V			
Capacity (25°C)	20hR(0.35A, 1.75v)	10hR(0.65A, 1.75v)	5hR(1.12A, 1.75v)	1hR(4.76A, 1.60v)
	7Ah	6.5Ah	5.6Ah	4.76Ah
Dimensions Max.	Length	Width	Height	Total Height
	151mm(5.94inch)	34mm(1.34inch)	94mm(3.7inch)	100mm(3.94inch)
Approx. Weight	1.36kg(3.00lbs.)			
Internal resistance	Full charged at 25°C:20mΩ			
Self discharge	3% of capacity declined per month at 20°C			
Capacity affected by temp.(20 hR)	40°C	25°C	0°C	-15°C
	102%	100%	85%	65%
Charge voltage (25°C)	Cycle use		Float use	
	7.25~7.45V(-15mV/°C), max.current:2.8A		6.8~6.9V(-10mV/°C)	





General Specifications and Characteristics

Battery model	CT10-6			
Nominal voltage	6V			
Capacity (25°C)	20hR(0.50A,1.75v)	10hR(0.93A,1.75v)	5hR(1.60A,1.75v)	1hR(6.80A,1.60v)
	10Ah	9.3Ah	8.0Ah	6.8Ah
Dimensions Max.	Length	Width	Height	Total Height
	151mm(5.95inch)	50mm(1.97inch)	94mm(3.70inch)	100mm(3.94inch)
Approx. Weight	2.10kg (4.07lbs.)			
Internal resistance	Full charged at 25°C:12mΩ			
Self discharge	3% of capacity declined per month at 20°C			
Capacity affected by temp.(20 hR)	40°C	25°C	0°C	-15°C
	102%	100%	85%	65%
Charge voltage (25°C)	Cycle use		Float use	
	7.25~7.45V(-15mV/°C),max.current:2.8A		6.8~6.9V(-10mV/°C)	

