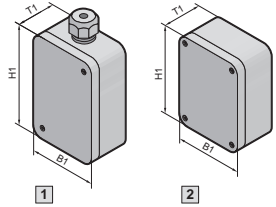


Polycarbonate enclosures PK



Material:
Grey enclosure and cover (version .000) from fibreglass-reinforced polycarbonate, transparent cover (version .100) from polycarbonate, cover screws from polyamide, insulating bungs from polyethylene.

Colour:
RAL 7035

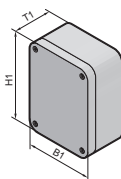
Protection category:
IP 66 to EN 60 529/10.91

Supply includes:
Enclosure and cover, cover screws, insulating bung for wall mounting screws (not with 9530.000 and 9531.000), all-round foamed-in PU seal.

Approvals:
● Bureau Veritas

Width (B1) in mm	50	50	65	65	94	94	94	94
Height (H1) in mm	52	65	65	65	65	65	94	94
Depth (T1) in mm	35	35	57	81	57	81	57	81
1 Model No. PK with cable gland	9530.000	9531.000	–	–	–	–	–	–
2 Model No. PK with grey cover	–	–	9500.000	9501.000	9502.000	9503.000	9504.000	9505.000
Model No. PK with transparent cover	–	–	–	–	–	–	9504.100	–
Packs of	10	10	12	12	8	8	6	6

Width (B1) in mm	110	110	130	130	130	130	180	180
Height (H1) in mm	110	110	94	94	130	130	94	94
Depth (T1) in mm	66	90	57	81	75	99	57	81
2 Model No. PK with grey cover	9506.000	9507.000	9508.000	9509.000	9510.000	9511.000	9512.000	9513.000
Model No. PK with transparent cover	9506.100	9507.100	9508.100	9509.100	9510.100	9511.100	9512.100	9513.100
Packs of	6	6	4	4	4	4	2	2



Material:

Grey enclosure and cover (version .000) from fibreglass-reinforced polycarbonate, transparent cover (version .100) from polycarbonate, cover screws from polyamide, insulating bungs from polyethylene.

Colour:

RAL 7035

Protection category:

IP 66 to EN 60 529/10.91

Supply includes:

Enclosure and cover, cover screws, insulating bungs for wall mounting screws, all-round foamed-in PU seal.

Approvals:

- Bureau Veritas

Width (B1) in mm	180	180	180	182	182	182
Height (H1) in mm	110	110	110	180	180	180
Depth (T1) in mm	90	111	165	90	111	165
Model No. PK with grey cover	9514.000	9515.000	9516.000	9517.000	9518.000	9519.000
Model No. PK with transparent cover	9514.100	9515.100	9516.100	9517.100	9518.100	9519.100
Packs of	2	2	2	1	1	1

Width (B1) in mm	254	254	254	360	360
Height (H1) in mm	180	180	180	254	254
Depth (T1) in mm	90	111	165	111	165
Model No. PK with grey cover	9520.000	9521.000	9522.000	9523.000	9524.000
Model No. PK with transparent cover	9520.100	9521.100	9522.100	9523.100	9524.100
Packs of	1	1	1	1	1



Turn-lock fastener

A quick, convenient screw fastening aid is obtained by clipping into the head of the lid screw.

Material:

Polyamide

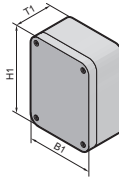
	Packs of	Model No. PK
For all enclosures	100	9582.000

Supply includes:

1 pack

Polycarbonate enclosures PK

With metric knockouts



Material:

Grey enclosure and lid of fibreglass-reinforced polycarbonate, lid screws of polyamide, insulating bung of polythene.

Colour:

RAL 7035

Protection category:

IP 66 to EN 60 529

Supply includes:

Enclosure and lid, cover screws, insulating bungs for wall mounting screws, all-round foamed-in PU seal.

Approvals:

- Bureau Veritas

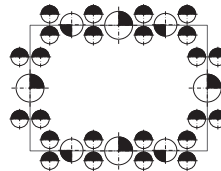
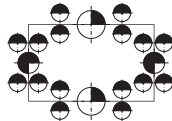
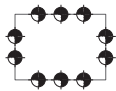
Width (B1) in mm	65	130	180	254
Height (H1) in mm	65	94	110	180
Depth (T1) in mm	57	57	90	111
Model No. PK	9500.050	9508.050	9514.050	9521.050
Packs of	12	4	2	1

PK 9500.050

PK 9508.050

PK 9514.050

PK 9521.050



- M16/20
- M20
- M20/25
- M25/32
- M32/40



Mounting plate

For individual configuration of the enclosure interior, the mounting plate offers a stable, secure and flexible design option.

Design:

Melamine phenol-coated laminated paper, 2.5 mm thick.

Colour:

RAL 7035

Supply includes:

Self-tapping assembly screws.

To fit	Width mm	Height mm	Packs of	Model No. PK
PK 9500.000 / PK 9501.000	45	45	12	9540.000¹⁾
PK 9502.000 / PK 9503.000	74	45	12	9541.000¹⁾
PK 9504.000 / PK 9505.000	74	74	12	9542.000¹⁾
PK 9506.000 / PK 9507.000	90	90	12	9543.000¹⁾
PK 9508.000 / PK 9509.000	110	74	12	9544.000¹⁾
PK 9510.000 / PK 9511.000	110	110	10	9545.000
PK 9512.000 / PK 9513.000	160	74	10	9546.000
PK 9514.000 / PK 9515.000 PK 9516.000	150	90	10	9547.000
PK 9517.000 / PK 9518.000 PK 9519.000	150	150	10	9548.000
PK 9520.000 / PK 9521.000 PK 9522.000	220	150	8	9549.000
PK 9523.000 / PK 9524.000	331	220	4	9550.000

¹⁾ with spacers



Mounting plate

for polycarbonate enclosures

- PK 9530.000
- PK 9531.000

Via a 3-way depth-adjustable assembly component, the mounting plate may also be used as an inner cover for installed equipment.

For enclosure	Packs of	Model No. PK
9530.000	10	9551.000
9531.000	10	9552.000

Material:

Polycarbonate

Supply includes:

Assembly parts.



Hinges

For hinged attachment of lids. The supplied drilling template ensures problem-free assembly.

Supply includes:

1 set =
2 hinges,
4 assembly screws,
3 polyethylene sealing bungs,
1 drilling template.

For enclosure	Material	Packs of	Model No. PK
PK 9500.000 – PK 9513.000	Polycarbonate	10 sets	9580.000
PK 9514.000 – PK 9524.000	Polystyrene	10 sets	9581.000



External mounting bracket

To fit enclosure
● PK 9530.000
● PK 9531.000
With moulded lug for cable tie.

Material:

Polyamide

Packs of	Model No. PK
10	9553.000

Supply includes:

Assembly parts.

Polycarbonate enclosures PK

Accessories



Wall mounting brackets

The enclosure can be screwed to the wall using four wall mounting brackets. The bracket is securely attached to the enclosure by means of pins.

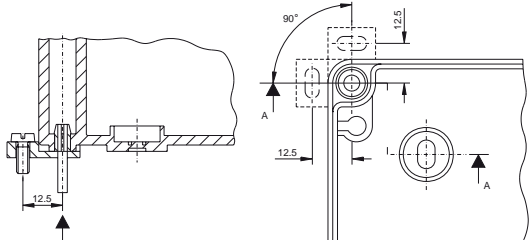
Material:
Polyamide, grey

	Packs of	Model No. PK
For all enclosures	40	9583.000

Supply includes:
1 pack

The assembly screw is located in the wall mounting bracket, making it accessible at all times.

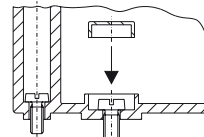
The wall mounting bracket may be fitted to the side or top.



Wall attachment can also be made directly without the bracket:

Variant 1

Wall attachment in the cover screw channel is a simple, secure means of attachment.



Variant 2

By knocking out the hole in the enclosure base, mounting in the enclosure interior is also possible.

The screws must be concealed using the sealing bungs supplied with the enclosure. The spacing between the attachment holes is marked on the rear panel of the enclosure.



Support rail

The two support rail sections provide good flexibility for accommodating terminal blocks and installed components.

Design:

The support rails are designed in accordance with EN 50 045 (TS 15/5.5) or EN 50 022 (TS 35/7.5); the surface finish is zinc-plated.

Supply includes:

Two self-tapping assembly screws.



Rail	Maximum number of terminals with the following terminal sizes			Bar length mm	Packs of	Model No. PK
	2.5 mm ²	4 mm ²	10 mm ²			
TS 15/5.5	5	5	4	49.5	12	9560.000
	11	11	8	80	12	9561.000
	14	14	10	92	12	9562.000
	18	18	13	111	12	9563.000
TS 35/7.5	12	9	5	81	12	9564.000
	17	13	8	106	12	9565.000
	24	20	11	144	12	9566.000
	38	32	19	216	12	9567.000
	61	50	30	336	12	9568.000

Calculation of the maximum number of terminals is based on two end holders and a cover.