

## 1. Basic specifications

Items	Specifications
Product type	Digital audio system SD/MMC CARD and USB MP3 available Digital processing FM tuner. 30 preset memories for tuner
Product No.	DMP-100T
Supply voltage	DC 12V (10~14V)
INPUT	FM 75 ohm unbalanced antenna terminals USB port for memory stick. SD/MMC card slot
Power consumption	Within 2W
Dimensions	120mm(W) × 56.6mm(D) × 22mm(H)
Weight (approximate)	47.5g

## 2. Electrical performance

Items	Condition	Specifications
1. Output level	1KHz 0dB	500mV±2dB
2. Output level difference between channels	1KHz 0dB	Less than 2dB
3. Frequency response (using 1KHz 0dB as reference)	20Hz 100Hz 10KHz	±1dB ±1dB ±2dB
4. Separation	1KHz	More than 60dB
5. THD	1KHz	Less than 0.2%
6. S/N ration	1KHz	More than 75 dB




\* Addition: regarding items 4,5 use 20KHz low-pass filter.


Regarding item 6 use 20KHz low-pass filter and IHF-A curve filter.

### 3. FM section:

Parameter	Value	Unit
Frequency range	87.5–108	MHz
Sensitivity	6	uV emf
Adjacent Channel Selectivity	50	dB
Image Rejection	45	dB
Audio Stereo Separation	40	dB
Audio Output Voltage	400mV	mV rms
Audio(S+N)/N	50	dB
Audio THD	0.1	%
FM step Frequency	50	KHz

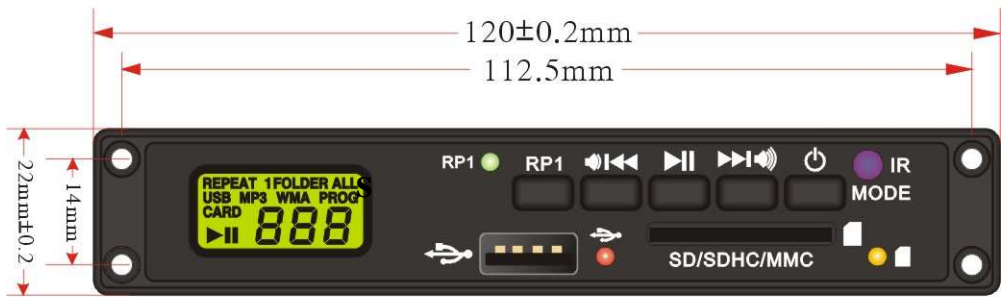
### 4. Function explanation

Keys	Explanation
	<p>In MP3 mode: Press this key, the set will start to play. When the set is in pause or stop state. Press this key, the set will pause. When the set is playing.</p> <p>In FM mode: Press this key, will jump to the pre-set station. Long press this key, the set will search all the stations automatically, and store the stations in memory. The maximum stored stations is 30.</p>
	<p>In MP3 mode: Press this key, the set will change to backward track. Long press this key, the volume will increase.</p> <p>In FM mode: Press this key, the tuner will change frequency by 50KHz for one step. Long press this key, the set will become auto search the next station.</p>
	<p>In MP3 mode: Press this key, the set will change to forward track. Long press this key, the volume will decrease.</p> <p>In FM mode: Press this key, the tuner will change frequency by 50KHz for one step. Long press this key, the set will become auto search the next station.</p>
RP1	<p>In MP3 mode: Press this key, to change the set into REPEAT 1 and REPEAT ALL mode.</p> <p>In FM mode:</p>

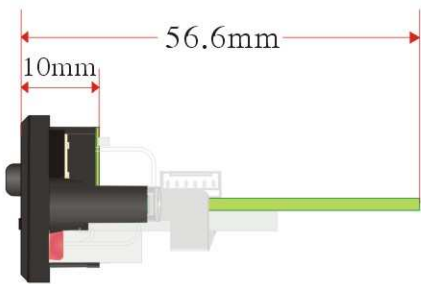
	Press this key, the set will memory the station that is listening.
 MODE	When press this key shortly, the set will change the mode between USB, CARD and FM. Press this key over 3 seconds, will turn off the set.

5. OUTLOOK & DIMENSIONS

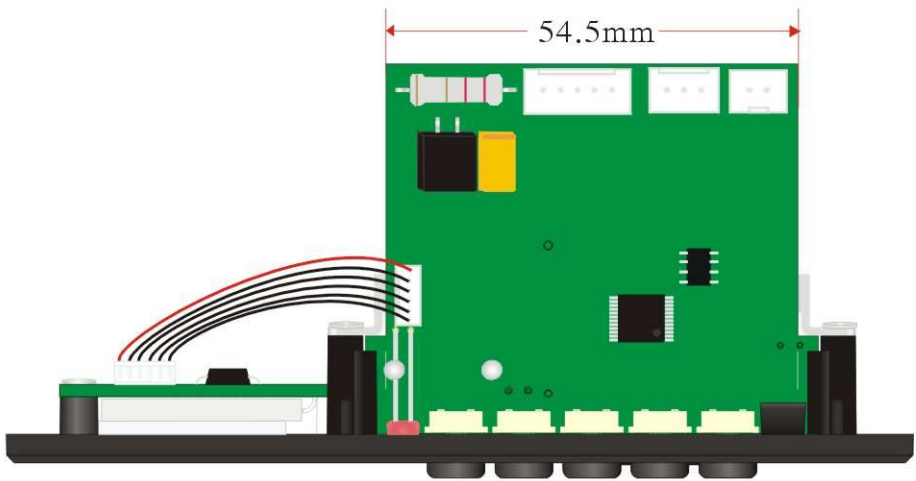
DMP-100T



FRONT



SIDE



TOP