TECHNICAL DATA

01	CONTACT MATERIAL	BRASS
02	BODY MATERIAL & COLOR	NYLON 6T BLACK
03	FLAMMABILITY	UL 94V-0
04	CONTACT PLATING	FLASH GOLD PLATED
05	CONTACT WITHOLDING	20M OHM MAX.
06	INSULATION RESISTANCE	1000 MEG OHM MIN.
07	DIELECTRIC STRENGTH	500 V AC
08	CURRENT RATING	2.0 A
09	OPERATING TEMPERATURE	-40° C - +105° C
10	SOLDERABILITY	260° FOR 5 SECONDS.

RECOMMENDED PCB LAYOUT

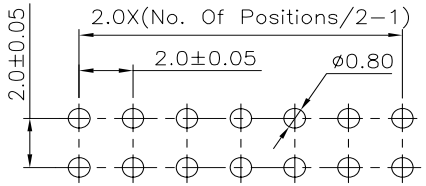

TESTING & DOCUMENTATION

FURTHER DOCUMENTATION

FURTHER TESTING INFORMATION

TECHNICAL DRAWING

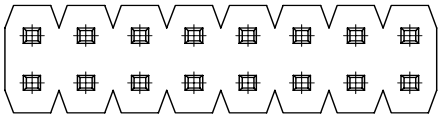

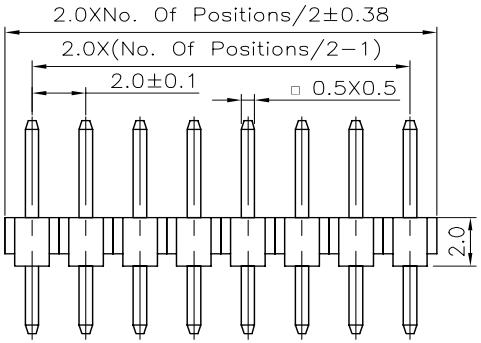

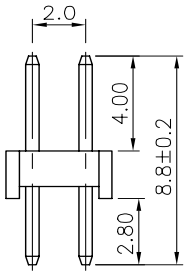

ORDERING CODE

14202T1A-	SERIES NO.
80-	POLE NO.
4A	PLEASE REFER TO DRAWING
X	LOCATING PEG:
	X=WITHOUT N=WITH
L	PACKING OPTION:
	L=LOOSE
Y-	PLACE PAD:
	Y=WITHOUT P=WITH
00	PLATING:
	00=FLASH GOLD
	30=SELECTIVE GOLD 0.75μm
	60=SELECTIVE FLASH GOLD
	50=TIN
	OTHER PLATINGS AVAILABLE

REVISION:	TOPIC:	DATE:	NAME:	UNIT:	PART. NO.:	DESCRIPTION:
1	FIRST RELEASE	30. July 2008	傅 愛 珂	MM	14202T1A-80-4AXLY-00	MALE HEADER, PITCH 2.0, THT, 180°, 2x40 POLES
2				TOLERANCES (UNLESS OTHERWISE SPECIFIED):		
3				n.X ±0.2 ● n.nX ±0.15		
4				NO. OF PAGES:	COMPLIANT WITH:	GSN ELECTRONICS PTE LTD ©
5				1 of 1	ROHS	HTTP://WWW.GSN.CN.COM