TECHNICAL DATA

01	BODY MATERIAL & COLOR	NYLON 6T BLACK
02	FLAMMABILITY	UL 94V-0
03	CONTACT MATERIAL	BRASS
04	CONTACT PLATING	TIN
05	INSULATION RESISTANCE	1000 MEG OHM MIN.
06	DIELECTRIC STRENGTH	600V AC FOR ONE MINUTE
07	CURRENT RATING	3A AC/DC
08	CONTACT RESISTANCE	20 MILLI OHM MAX.
09	OPERATING TEMPERATURE	-40° C - +105° C

RECOMMENDED PCB LAYOUT

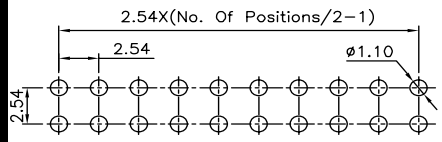

TESTING & DOCUMENTATION

FURTHER DOCUMENTATION

FURTHER TESTING INFORMATION

TECHNICAL DRAWING

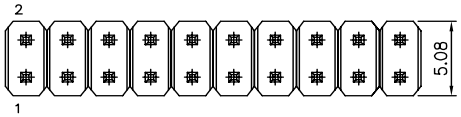

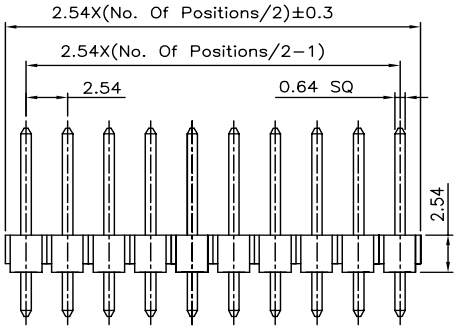

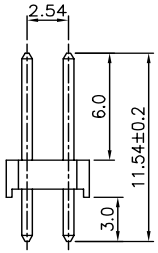

ORDERING CODE

14252T1A-	SERIES NO.
80-	POLE NO.
3S	DIMENSIONS
	PLEASE SEE DRAWING
X	LOCATING PEG:
	X=WITHOUT N=WITH
L	PACKING OPTION:
	T=TUBE R=REEL L=LOOSE
Y-	PLACE PAD:
	Y=WITHOUT P=WITH
00	PLATING:
	00=FLASH GOLD
	30=SELECTIVE GOLD 0.75μm
	60=SELECTIVE FLASH GOLD
	50=TIN
	OTHER PLATINGS AVAILABLE

REVISION:	TOPIC:	DATE:	NAME:	UNIT:	PART. NO.:	DESCRIPTION:
1	FIRST RELEASE	11.06.2008	雷 沙 冰	MM	14252T1A-80-3SXLY-00	MALE HEADER, PITCH 2.54, THT, 180°, 80 POLES
2	CHANGED PLATING	22.07.2008	傅 爱 珂	TOLERANCES (UNLESS OTHERWISE SPECIFIED):		
3				n.X ±0.20 ● n.nX ±0.15		
4				NO. OF PAGES:	COMPLIANT WITH:	GSN ELECTRONICS PTE LTD © HTTP://WWW.GSN.CN.COM
5				1 of 1	ROHS	