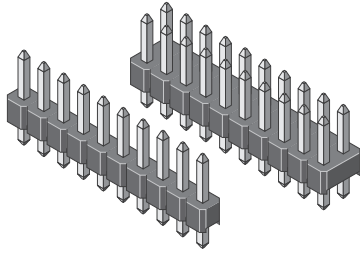


Pin Header 2,00 mm

Series **150**



Rated current	1,5 A
Rated voltage	150 V _{RMS} / V _{DC}
Withstand voltage	500 V _{RMS} for one minute
Material contact	Copper alloy
Material insulator	High temp. thermoplast UL94V-0
Operating temperature	-40°C to +105°C
Max. processing temper.	260°C for 10 seconds

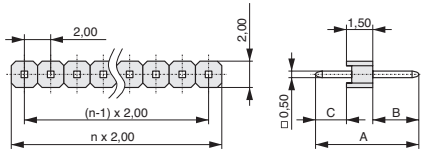
pitch	2,00
termination	
contact size	0,50
max. pincount	040 / 080

All dimensions in mm.

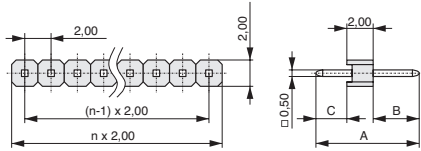
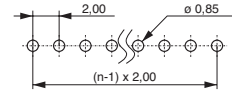
Product group **3**

Variation

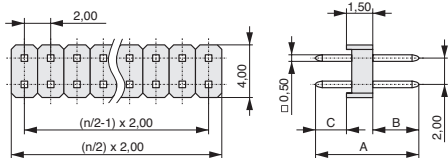
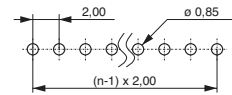
PCB Layout



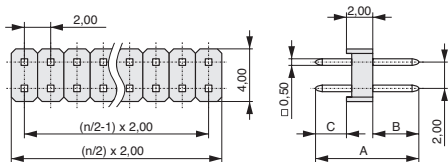
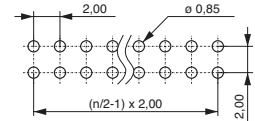
1



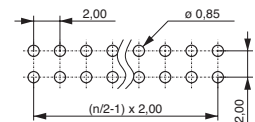
2



3



4



see figure left		see figure left		see figure left		available in variation	
A	B	C					
8,20	3,20	3,50	1	3			
7,85	4,00	2,35	1	3			
8,35	4,00	2,85	1	3			
8,70	4,40	2,80	1	3			
10,15	5,65	3,00	1	3			
10,20	5,85	2,85	1	3			
11,55	7,00	3,05	1	3			
13,40	9,15	2,75	1	3			
15,55	11,55	2,50	1	3			
7,85	3,50	2,35	2	4			
8,35	3,50	2,85	2	4			
8,70	3,90	2,80	2	4			
10,15	5,15	3,00	2	4			
10,20	5,35	2,85	2	4			
11,55	6,50	3,05	2	4			
13,40	8,65	2,75	2	4			
15,55	11,05	2,50	2	4			

Plating:
 T = Sn
 F = Au
 S = Selective Au

* No. of contacts:
 Variation 1 = 002 - 040
 Variation 2 = 002 - 040
 Variation 3 = 004 - 080
 Variation 4 = 004 - 080

Variation (1,2,3,4)

No. of contacts *
 (002,... - 080)

Plating contact (T,F,S)

A (1/100 mm)
 e.g. 1000 = 10,00 mm



www.mpe-connector.de

Order code:

150-?-?-????-0-?-?-XS0-????

Mating series	156	159	422	158	413	160														
see page	4-14	4-15	4-16	4-17	4-18	6-8														