TECHNICAL DATA

01	CONTACT MATERIAL	BRASS
02	INSULATOR MATERIAL	PBT
03	FLAMMABILITY	UL 94V-0
04	PIN	0.64 X 0.64 MM
05	DIELECTRIC WITHSTANDING	500V AC / 1 MINUTE
06	VOLTAGE RATING	250V AC/DC
07	CURRENT RATING	3A
08	INSULATION RESISTANCE	5000 MEG OHM MIN
09	CONTACT RESISTANCE	20 MILLI OHM MAX
10	OPERATING TEMPERATURE	-40°C TO +105°C
11	SUGGESTED SOLDERING CURVE	PLEASE CONTACT GSN
12	PACKING	TRAY

TECHNICAL DATA

13	LATCH	WITHOUT
14	POLE AMOUNT	10
15	LOCATING PEG	WITHOUT
16	PLATING	FULL FLASH GOLD
17		
18		
19		
20		
21		
22		
23		
24		

TECHNICAL DRAWING

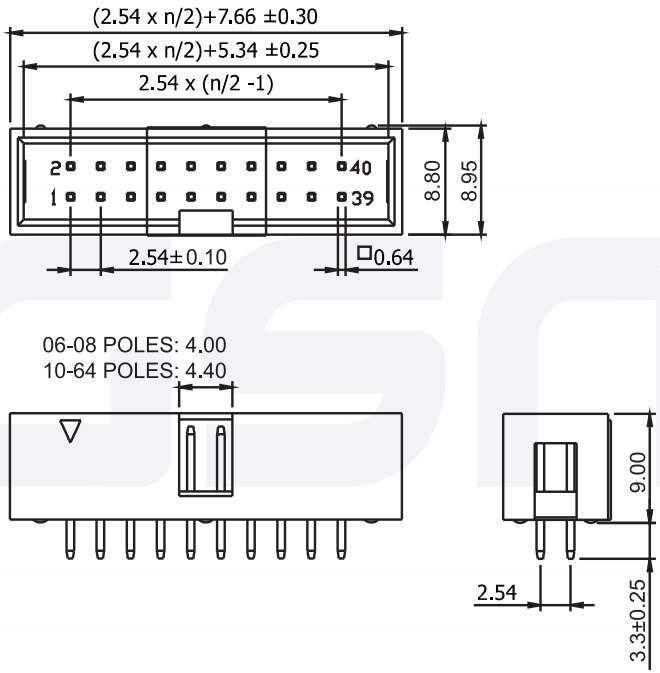

PRODUCT PICTURE

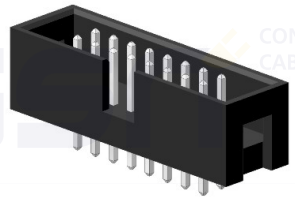

SHOWN PICTURE MAY DIFFER FROM PRODUCT

RECOMMENDED PCB LAYOUT

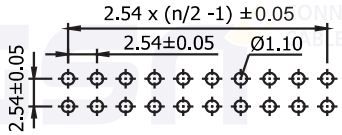

REVISION:	TOPIC:	DATE:	NAME:	UNIT:	PART. NO.:	DESCRIPTION:
01	FIRST RELEASE	23. Oct 2006	芮天娜	MM	23-25VTXA-10-XP-00	STANDARD IDCS, PITCH 2.54, 180°, 10 POLES
02	CD CHANGE	10. Jun 2009	芮天娜	TOLERANCES (UNLESS OTHERWISE SPECIFIED):		
03	CHANGE SOME DIMENSIONS	26. Jan 2012	吴丹梅	x=±0.30MM x.x=±0.25MM x.xx=±0.15MM		
04	INSULATION RESISTANCE	16. Feb 2012	吴丹梅	NO. OF PAGES:	COMPLIANT WITH:	GSN ELECTRONICS PTE. LTD © HTTP://WWW.GSN.CN.COM
05				1/1	ROHS	