


Technical Data Sheet
0.56" Dual Digit Displays**ELD-511SURWA/S530-A3****■ Features :**

- Industrial standard size.
- Low power consumption.
- Categorized for luminous intensity.
- Pb free

■ Descriptions :

- The ELD-511 series is a large 14.22mm (0.56")high seven segment display designed for viewing distances up to 7 meters.
- These displays provide excellent reliability in bright ambient light.
- These devices are made with white segments and gray surface.

**■ Applications :**

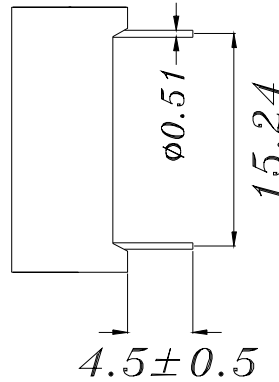
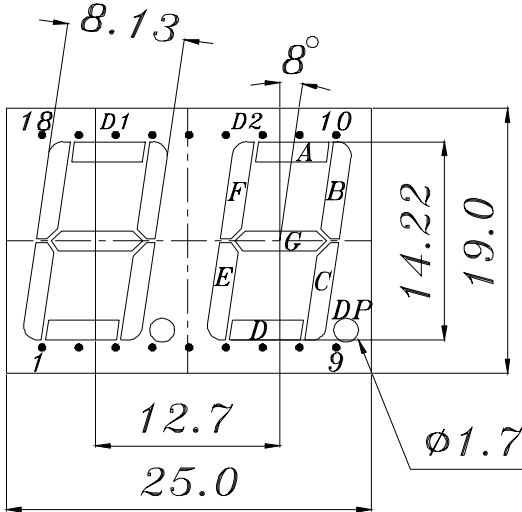
- Audio equipment
- Instrument panels
- Digital read out display

| PART NO. | Chip | |
|----------------------|----------|---------------|
| | Material | Emitted Color |
| ELD-511SURWA/S530-A3 | AlGaInP | Hyper Red |

Technical Data Sheet
0.56" Dual Digit Displays

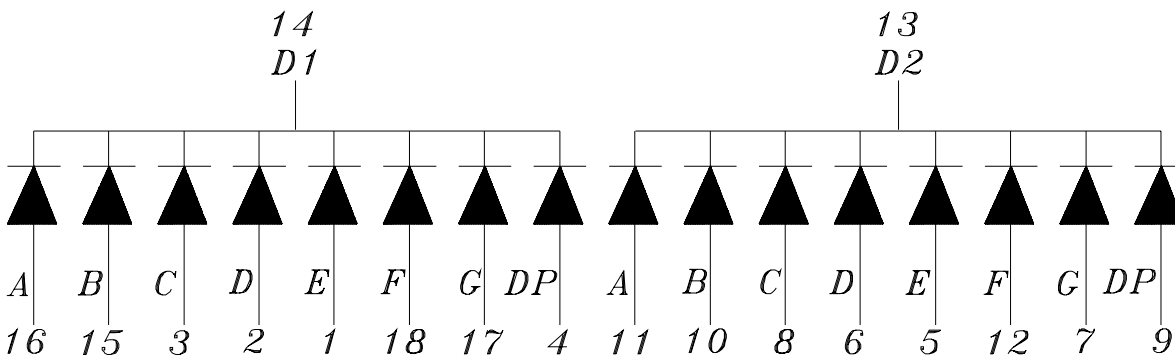
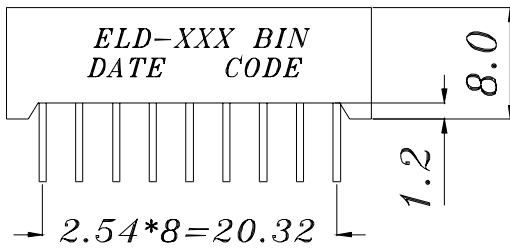
ELD-511SURWA/S530-A3

Package Dimensions



COMMON CATHODE

- 1 ANODE E D1
- 2 ANODE D D1
- 3 ANODE C D1
- 4 ANODE DP D1
- 5 ANODE E D2
- 6 ANODE D D2
- 7 ANODE G D2
- 8 ANODE C D2
- 9 ANODE DP D2
- 10 ANODE B D2
- 11 ANODE A D2
- 12 ANODE F D2
- 13 COMMON CATHODE D2
- 14 COMMON CATHODE D1
- 15 ANODE B D1
- 16 ANODE A D1
- 17 ANODE G D1
- 18 ANODE F D1



- Notes:**
- 1. All dimensions are in millimeters, tolerance is 0.25mm unless otherwise noted.
 - 2. Above specification may be changed without notice.
- Supplier will reserve authority on material change for above specification.

**Technical Data Sheet
0.56" Dual Digit Displays****ELD-511SURWA/S530-A3**

■ Absolute maximum ratings at Ta = 25°C :

| Parameter | Symbol | Rating | Unit |
|--|----------------------|-------------|------|
| Reverse Voltage | V _R | 5 | V |
| Forward Current | I _F | 25 | mA |
| Operating Temperature | T _{opr} | -40 to +85 | °C |
| Storage Temperature | T _{stg} | -40 to +100 | °C |
| Soldering Temperature | T _{sol} | 260 ± 5 | °C |
| Electrostatic Discharge | ESD | 2000 | V |
| Power Dissipation | P _d | 60 | mW |
| Peak Forward Current(Duty 1/10 @ 1KHZ) | I _{F(Peak)} | 160 | mA |

■ Electronic optical characteristics :

| Parameter | | Symbol | Min. | Typ. | Max. | Unit | Condition |
|------------------------------|-------------------|----------------|------|------|------|------|----------------------|
| Luminous Intensity | Per segment | I _v | ---- | 4.0 | ---- | mcd | I _F =2mA |
| | | | 7.8 | 15.0 | ---- | | I _F =10mA |
| | Per decimal point | | ---- | 1.2 | ---- | mcd | I _F =10mA |
| | | | 2.5 | 4.5 | ---- | | |
| Peak Wavelength | | λ _p | ---- | 632 | ---- | nm | I _F =20mA |
| Dominant Wavelength | | λ _d | ---- | 624 | ---- | nm | I _F =20mA |
| Spectrum Radiation Bandwidth | | Δλ | ---- | 20 | ---- | nm | I _F =20mA |
| Forward Voltage | | V _F | ---- | 2.0 | 2.4 | V | I _F =20mA |
| Reverse Current | | I _R | ---- | ---- | 100 | μA | V _R =5V |

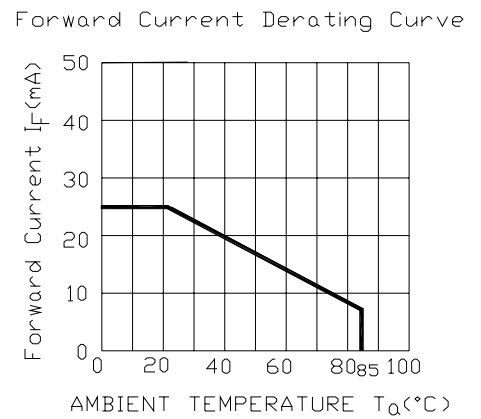
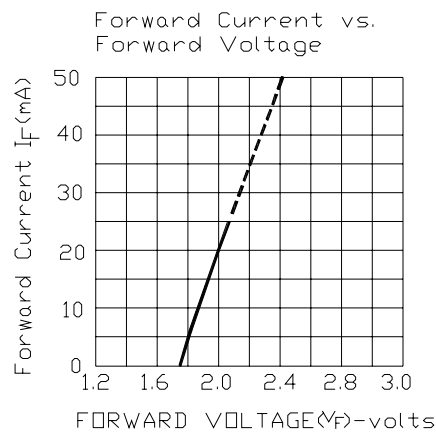
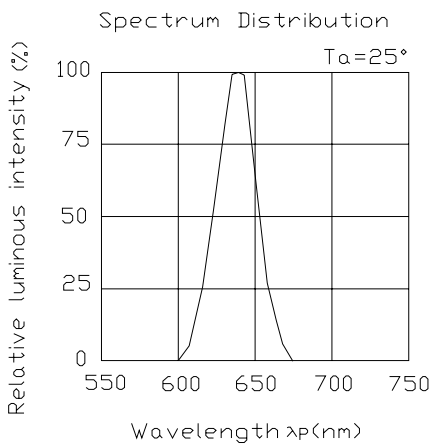


Technical Data Sheet
0.56" Dual Digit Displays

ELD-511SURWA/S530-A3

■ Typical Electro-Optical Characteristic Curves:

(SUR)



**Technical Data Sheet**
0.56" Dual Digit Displays**ELD-511SURWA/S530-A3****■ Reliability test items and conditions:**

| NO | Item | Test Conditions | Test Hours/Cycle | Sample Size | Ac/Re |
|----|----------------------------------|---|------------------|-------------|-------|
| 1 | Solder Heat | TEMP : 260°C ± 5 °C | 5 SEC | 76 PCS | 0/1 |
| 2 | Temperature Cycle | H : +85°C 30min ∫ 5 min L : -55°C 30min | 50 CYCLE | 76 PCS | 0/1 |
| 3 | Thermal Shock | H : +100°C 5min ∫ 10 sec L : -10°C 5min | 50 CYCLE | 76 PCS | 0/1 |
| 4 | High Temperature Storage | TEMP : 100°C | 1000 HRS | 76 PCS | 0/1 |
| 5 | Low Temperature Storage | TEMP : -55°C | 1000 HRS | 76 PCS | 0/1 |
| 6 | DC Operating Life | IF = 10 mA | 1000 HRS | 76 PCS | 0/1 |
| 7 | High Temperature / High Humidity | 85°C/85% RH | 1000 HRS | 76 PCS | 0/1 |