

Display Elektronik GmbH

# DATA SHEET

**LCD STANDARD PANEL**

## **DE 158 - SERIES**

*Product specification*

*Version : 0*

23.05.2003

# GENERAL SPECIFICATION

---

MODULE NO. :

## DE 158 - SERIES

CUSTOMER P/N

| VERSION NO. | CHANGE DESCRIPTION | DATE       |
|-------------|--------------------|------------|
| 0           | ORIGINAL VERSION   | 2001/12/06 |
|             |                    |            |
|             |                    |            |
|             |                    |            |
|             |                    |            |
|             |                    |            |
|             |                    |            |
|             |                    |            |
|             |                    |            |
|             |                    |            |
|             |                    |            |
|             |                    |            |

PREPARED BY: MHO  
APPROVED BY: MH

DATE: 12.12.2001  
DATE: 14.04.2003

**CONTENTS**

1. GENERAL FEATURES-----2

2. ORDERING INFORMATION-----2

3. MODEL TYPES-----2

4. MECHANICAL SPECIFICATIONS-----3

5. PIN ASSIGNMENT-----3

6. ELECTRICAL AND PHYSICAL PROPERTIES-----4

7. APPLICATION NOTE-----4

8. SEGMENT DEFINITION-----4

9. CONNECTING LCDs-----5

10. SOLDER CONDITIONS FOR LCD WITH FIXED PINS-----5

11. CLEANING OF LCDs-----5

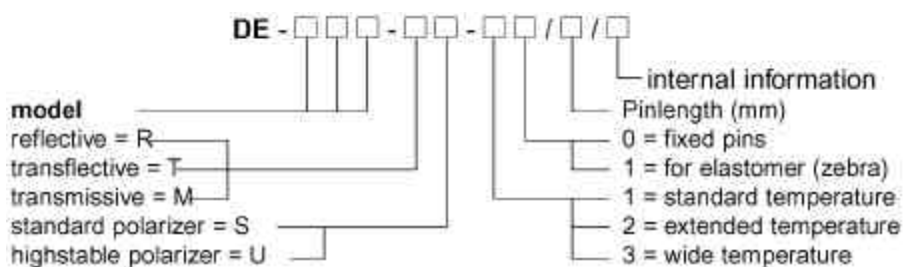
12. HANDLING PRECAUTIONS-----5

## 1. GENERAL FEATURES

Display Elektronik GmbH is specialized in LCD-products.

- There is a wide range of standard lcd-panels. Most of them are available from stock.
- Most of our standard panels operate within the extended temperature range (-20°C to +70°C).
- For the static types the Vlcd is ready for 3 Volt, like shown in the following table. For most of our multiplexed standard panels we offer a 3Volt and a 5Volt model.
- Most panels are available in reflective and transfective version.
- In general we offer a standard pinlength from stock. Pls ask us in case you want a different pinlength. For the LCD-panels without pins we also offer elastomeric connectors (zebras).
- For outdoor applications we offer suitable LCD-displays with extreme wide temperature range and UV-stability etc...

## 2. ORDERING INFORMATION



### Example:

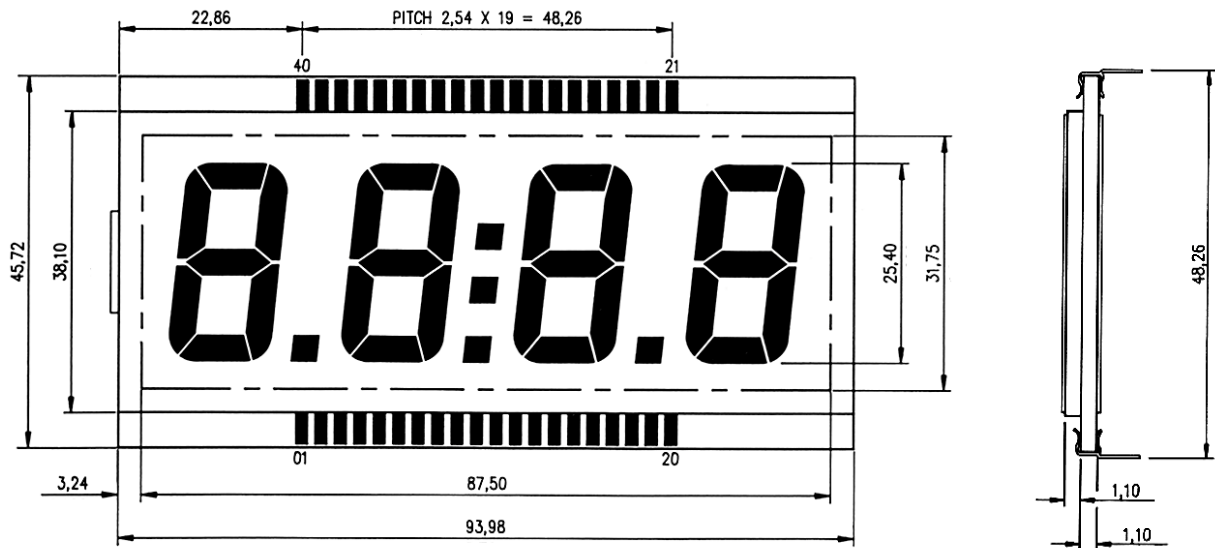
DE-113-RS-10/7,5  
 LCD 3½ digits  
 Digit height 12.7 mm  
 Reflective  
 Standard polarizer  
 Standard temperature  
 Fixed pins  
 Pinlength 7.5 mm

## 3. MODEL TYPES

Our actual model types are:

| MODEL NAME       | POLARIZER MODE | POLARIZER TYPE | OPERATING TEMPERATURE | PIN LENGTH | VIEWING DIRECTION | OPERATING VOLTAGE | VOLTAGE MODE |
|------------------|----------------|----------------|-----------------------|------------|-------------------|-------------------|--------------|
| DE 158-RS-20/8,4 | reflective     | standard       | -20°C ... +70°C       | 8,4        | 6° clock          | 3-5 Volt          | static       |

**4. MECHANICAL SPECIFICATIONS**



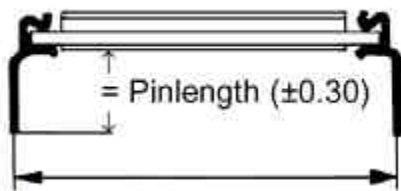
**5. PIN ASSIGNMENT**

|      |    |    |    |    |    |    |    |     |    |    |    |     |    |    |    |     |    |    |    |    |
|------|----|----|----|----|----|----|----|-----|----|----|----|-----|----|----|----|-----|----|----|----|----|
| SEG. | 4A | 4F | 4G | 3B | 3A | 3F | 3G | COL | 2B | 2A | 2F | 2G  | NC | 1B | 1A | 1F  | 1G | NC | NC | BP |
| PIN# | 21 | 22 | 23 | 24 | 25 | 26 | 27 | 28  | 29 | 30 | 31 | 32  | 33 | 34 | 35 | 36  | 37 | 38 | 39 | 40 |
| SEG. | BP | NC | NC | NC | 1E | 1D | 1C | DP1 | 2E | 2D | 2C | DP2 | 3E | 3D | 3C | DP3 | 4E | 4D | 4C | 4B |
| PIN# | 1  | 2  | 3  | 4  | 5  | 6  | 7  | 8   | 9  | 10 | 11 | 12  | 13 | 14 | 15 | 16  | 17 | 18 | 19 | 20 |

**6. ELECTRICAL AND PHYSICAL PROPERTIES**

| At an ambient temperature of 25°C                   | Standard temperature |      |      | Extended temperature |      |      | Wide temperature |      |      | Unit               |
|---|----------------------|------|------|----------------------|------|------|------------------|------|------|--------------------|
|   | min.                 | typ. | max. | min.                 | typ. | max. | min.             | typ. | max. |                    |
| Operating voltage                                   |                      | 3    |      |                      | 3    |      |                  | 5    |      | V                  |
| Driving frequency                                   | 30                   | 32   | 100  | 30                   | 32   | 100  | 30               | 32   | 100  | Hz                 |
| Current consumption                                 |                      | 1,0  | 2,0  |                      | 1,0  | 2,0  |                  | 1,0  | 2,0  | µA/cm <sup>2</sup> |
| DC-voltage allowance                                |                      |      | 50   |                      |      | 50   |                  |      | 50   | mV                 |
| Response time (t <sub>on</sub> + t <sub>off</sub> ) |                      | 440  |      |                      | 440  |      |                  |      | 450  | ms                 |
| Operating temperature                               | -10                  |      | 60   | -20                  |      | 70   | -40              |      | 90   | °C                 |
| Storage temperature                                 | -20                  |      | 65   | -40                  |      | 90   | -40              |      | 90   | °C                 |
| Lifetime  | 100 000              |      |      |                      |      |      |                  |      |      | h                  |

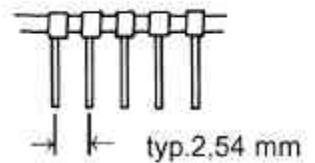
**7. APPLICATION NOTE**



Distance of pinrow to pinrow  
= glass-size +2.54 mm

DIL-Pins

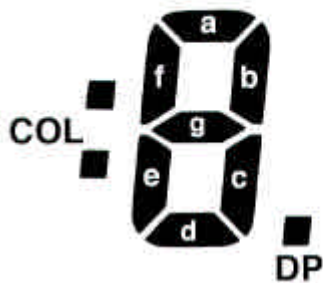
Pinlength = Distance  
between rear side of  
LCD to end of pin



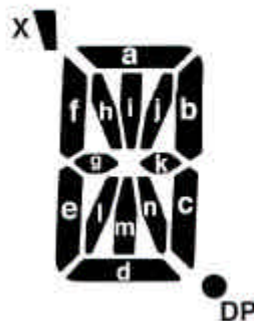
Ø hole in PCB typ. 1,0 mm

**8. SEGMENT DEFINITION**

**7 SEGMENT**



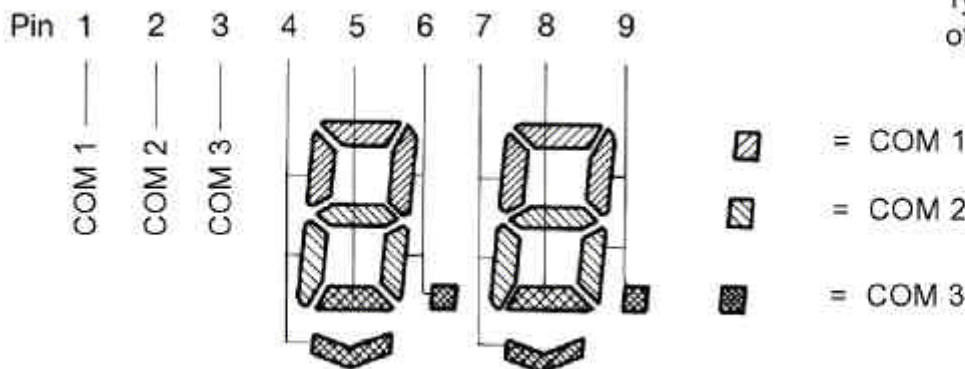
**14 SEGMENT**



**16 SEGMENT**



MUX-LCDs  
Typical organisation  
of triplex driving



Digits to be counted from left to right.

**9. CONNECTING LCDs**

- Fixed pins have a typical pitch of 2,54mm. (Pls refer to mechanical specification).
- LCD for elastomeric connectors (zebras) may have thighter pitches. Please regard tolerances and pitch of elastomer connector.

**10. SOLDER CONDITIONS FOR LCD WITH FIXED PINS**

|                             | min.   | typ.      | max.      |
|-----------------------------|--------|-----------|-----------|
| Solder temperature          | t.b.d. | ~ 235°C   | 260°C     |
| Solder duration             | t.b.d. | 2 seconds | 5 seconds |
| Distance to glass substrate | 4mm    | 6mm       | t.b.d.    |

t.b.d. – to be discussed !

**11. CLEANING OF LCDs**

- LCDs have a protective foil on top of the front glass. This foil should be removed at the latest possible stage.
- If there is a need of cleaning, you may use freon or alcohol with a soft fabric, as front polarizers are sensitive to physical damage.
- Pls also note this protective foil on the rear side, in case you use transfective model-types.
- Do not use ultrasonic for cleaning of PCB once LCD is soldered.

**12. HANDLING PRECAUTIONS**

- As polarizers of LCD (front and rear-side) are sensitive, they must be handled with care.
- DC Voltage or drive voltage higher than specified voltage will decrease the lifetime of the liquid crystal display panel.
- If any fluid leaks out of a damaged glass cell, wash off any human part that comes into contact with soap and water. Never swallow the fluid. The toxicity is low, but caution should exercised at all times.
- LCD is made up of glass, organic sealant, organic fluid and polymer based polarizers. The following precautions should be taken when handling:  
Keep the temperature within range for use and storage. Excessive temperature and humidity could cause polarization degredation, polarizer peel-off or bubble generation. When storage for a long period over 40°C is required, the relative humidity should be kept below 60%.