

Miniature PCB Relay RE

- 1 pole 6 A, 1NO contact
- Sensitive coil 200 mW
- 4 kV coil-contact
- Optimized height 10.6 mm
- PCB area 200 mm²
- Wash tight

Applications

PLC's, timers, temperature control, I/O cards, white goods



F0141-B

Approvals

VDE REG.-Nr. 5063, cULus E214025
 Technical data of approved types on request

Contact data

Contact configuration	1 NO
Contact set	single contact
Type of interruption	micro disconnection
Rated voltage / max. switching voltage AC	250 / 400 VAC
Rated current	6 A
Maximum breaking capacity AC	1500 VA
Limiting making capacity, max 4 s, duty factor 10%	15 A
Contact material	AgCdO AgNi0.15 and AgNi90/10
Rated frequency of operation with / without load	6/1200 min ⁻¹
Operate- / release time	max. 10 / 5 ms
Bounce time NO / NC contact	max. 4 ms

Contact ratings

Type	Contact	Load	Ambient temp. [°C]	Cycles
IEC 61810				
RE030	NO	6 A, 250 VAC, cosφ=1,	70°C	100x10 ³
RE034	NO	6 A, 250 VAC, cosφ=1,	70°C	100x10 ³
UL 508				
RE030	NO	1/4 hp, 240 VAC, motor	40°C	30x10 ³
RE030	NO	B300 pilot duty	40°C	6x10 ³
RE034	NO	6 A, 250 VAC, general purpose,	70°C	100x10 ³
RE034	NO	B300 pilot duty	40°C	6x10 ³

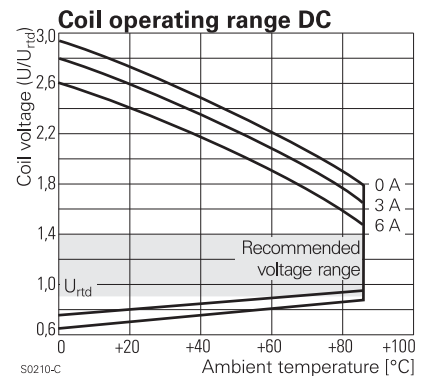
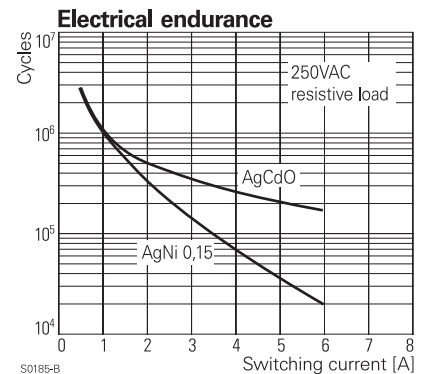
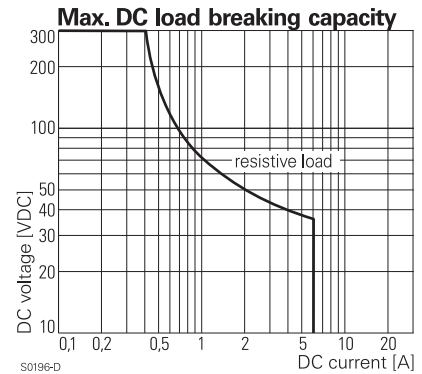
Coil data

Rated coil voltage range DC coil	5 ... 48 VDC
Operative range to IEC 61810	2
Coil insulation system according UL1446	F

Coil versions, DC-coil

Coil code	Rated voltage VDC	Operate voltage VDC	Release voltage VDC	Coil resistance Ohm	Rated coil power mW
005	5	3.5	0.5	125±10%	200
006	6	4.2	0.6	180±10%	200
012	12	8.4	1.2	720±10%	200
018	18	12.6	1.8	1620±10%	200
024	24	16.8	2.4	2880±15%	200
048	48	33.6	4.8	11520±15%	200

All figures are given for coil without preenergization, at ambient temperature +23°C
 Other coil voltages on request

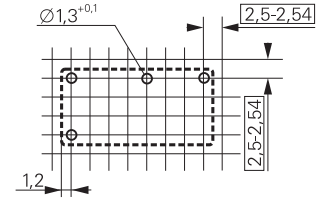


Miniature PCB Relay RE (Continued)

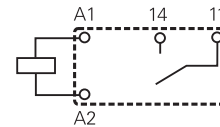
Insulation	
Insulation resistance coil-contact circuit	> 10 ⁴ MOhms
open contact circuit	> 10 ⁴ MOhms
Dielectric strength coil-contact circuit	4000 V _{rms}
open contact circuit	1000 V _{rms}
Clearance / creepage coil-contact circuit	≥ 4/4 mm
Material group of insulation parts	IIIa
Tracking index of relay base	PTI 250
Insulation to IEC 61810-1	
Type of insulation coil-contact circuit	basic
open contact circuit	micro disconnection
Rated insulation voltage	250 V
Pollution degree	3
Rated voltage system	230 / 400 V
Overvoltage category	III

Other data	
Mechanical endurance	>30x10 ⁶ cycles
Material	RoHS - Directive 2002/95/EC compliant as per product date code 0352
Environment	
Ambient temperature range	-40 ... +70°C
	-40 ... +85°C at 4 A
Category of protection	RTIII - wash-tight
Processing	
Resistance to soldering heat wash-tight version	260°C / 5 s
Relay weight	5 g
Packaging unit	25 pcs

PCB layout / terminal assignment
Bottom view on solder pins

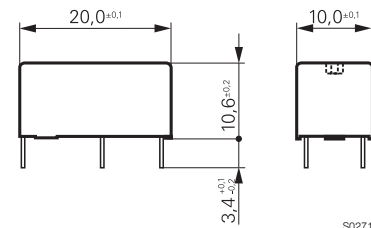


S0176-BH



S0176-BJ

Dimensions



S0271-AH

Product key

Typical product key

RE 0 3 2 012

Type

RE Miniature PCB Relay RE

Version

0 wash tight

Contact configuration

3 1 NO contact (1 form A)

Contact material

1 AgNi 0.15
4 AgNi 90/10

2 AgNi 0.15 gold plated
0 AgCdO

Coil

Coil code: please refer to coil versions table

Product key	Version	Contacts	Contact material	Coil	Part number
RE030005	wash tight	1 NO contact	AgCdO	5 VDC	1393217-1
RE030006				6 VDC	1393217-2
RE030012				12 VDC	1393217-4
RE030024				24 VDC	1393217-8
RE030048				48 VDC	1-1393217-1
RE032005			AgNi 0,15 gold plated	5 VDC	1-1393217-9
RE032006		6 VDC		2-1393217-0	
RE032012		12 VDC		2-1393217-2	
RE032024		24 VDC		2-1393217-4	
RE032048				48 VDC	2-1393217-5
RE034005			AgNi 90/10	5 VDC	2-1416010-3
RE034006		6 VDC		2-1416010-4	
RE034012		12 VDC		2-1416010-6	
RE034024		24 VDC		2-1416010-7	
RE034048				48 VDC	2-1416010-8