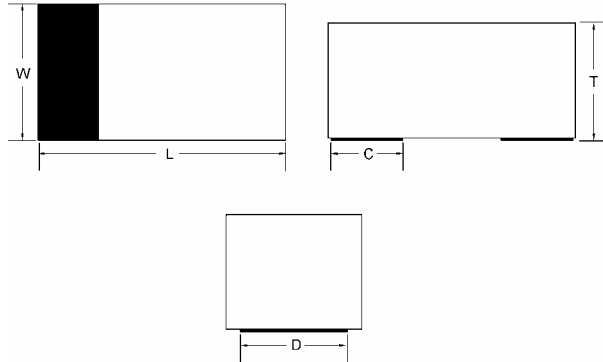


0603



Features

- ✧ For surface mounted application
- ✧ Low forward voltage drop
- ✧ High Current capability
- ✧ Fast switching for high efficiency
- ✧ High surge current capability
- ✧ Chip version in 0603
- ✧ High temperature soldering:
260°C / 10 seconds at terminals

Mechanical Data

- ✧ Cases: 0603
- ✧ Terminals: Gold plated, solderable per MIL-STD-750, method 2026,
- ✧ Polarity: indicated by cathode band
- ✧ Package code: RZ
- ✧ Weight: 0.003 gram (approximately)

Item	0603
L	0.071(1.80) 0.063(1.60)
W	0.039(1.00) 0.031(0.80)
T	0.033(0.85) 0.027(0.70)
C	0.018(0.45) Typical
D	0.028(0.70) Typical

Dimensions in inches and (millimeters)

Maximum Ratings and Electrical Characteristics

Rating at 25°C ambient temperature unless otherwise specified.

Single phase, half wave, 60 Hz, resistive or inductive load.

For capacitive load, derate current by 20%

Type Number	Symbol	0603	Units
Maximum Repetitive Peak Reverse Voltage	V_{RRM}	100	V
Reverse Voltage	V_R	80	V
Maximum Average Forward Rectified Current Resistive Load $f > 50\text{Hz}$	$I_{F(AV)}$	125	mA
Peak Forward Surge Current Half Sine-wave 8.3 ms 1 μS	I_{FSM}	1.0	A
		2.0	A
Maximum Instantaneous Forward Voltage @5 mA @100 mA	V_F	0.72	V
		1.0	V
Maximum D.C. Reverse Current at Rated DC Blocking Voltage $V_R=20\text{V}$ $V_R=80\text{V}$	I_R	25	nA
		100	nA
Typical Reverse Recovery Time(Note 1) $T_J=25^\circ\text{C}$	T_{rr}	9.0	nS
Junction Capacitance (Note 2)	C_j	9.0	pF
Power Dissipation	P_D	150	mW
Operating Junction Temperature Range	T_J	-40 to + 125	°C
Storage Temperature Range	T_{STG}	-40 to + 125	°C

- Notes:
1. Reverse Recovery Test Conditions: $I_F=I_R=10\text{mA}$, $R_L=100\text{ ohms}$, $I_{rr}=1\text{mA}$.
 2. Measured at 1 MHz and Applied Reverse Voltage of 0.5V D.C.

RATINGS AND CHARACTERISTIC CURVES (TS4448)

Fig. 1 - Forward characteristics

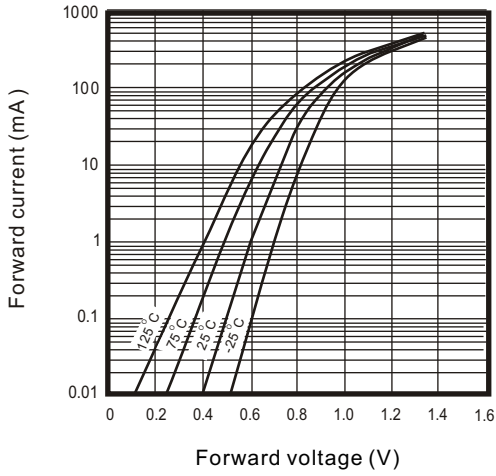


Fig. 2 - Reverse characteristics

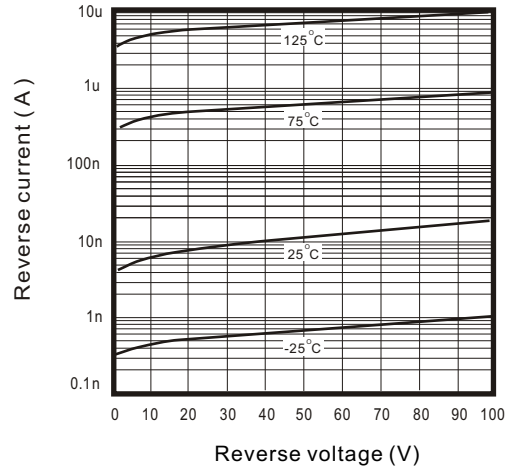


Fig. 3 - Capacitance between terminals characteristics

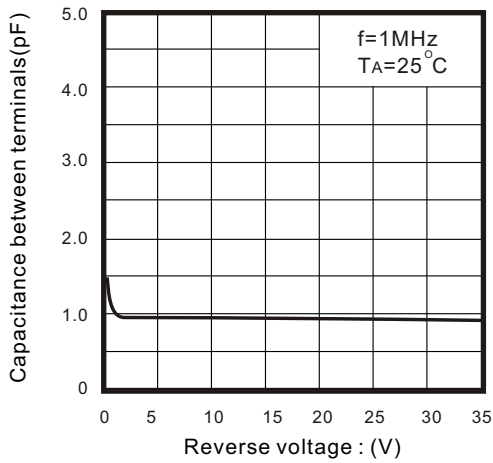


Fig. 4 - Current derating curve

