

GaAs-IR-Lumineszenzdiode
GaAs Infrared Emitter
Lead (Pb) Free Product - RoHS Compliant

LD 261



Wesentliche Merkmale

- GaAs-IR-Lumineszenzdiode
- Hohe Zuverlässigkeit
- Gruppiert lieferbar
- Gehäusegleich mit BPX 81
- Miniatur-Gehäuse

Anwendungen

- Miniaturlichtschranken für Gleich- und Wechsellichtbetrieb
- Barcodeleser
- Industrieelektronik
- „Messen/Steuern/Regeln“
- Sensorik
- Drehzahlsteuerung

Features

- GaAs infrared emitting diode
- High reliability
- Available in bins
- Same package as BPX 81
- Miniature package

Applications

- Miniature photointerrupters
- Barcode readers
- Industrial electronics
- For control and drive circuits
- Sensor technology
- Speed controller

Typ Type	Bestellnummer Ordering Code	Gehäuse Package
LD 261	Q62703Q0395	Leiterbandgehäuse, klares Epoxy-Gießharz, linsenförmig im 2.54-mm-Raster ($1/10''$), Kathodenkennzeichnung: Nase am Lötspieß
LD 261-5/6	Q65110A3337	Lead frame, transparent epoxy resin lens, solder tabs lead spacing 2.54 mm ($1/10''$), cathode marking: projection at solder lead

Grenzwerte ($T_A = 25\text{ °C}$)**Maximum Ratings**

Bezeichnung Parameter	Symbol Symbol	Wert Value	Einheit Unit
Betriebs- und Lagertemperatur Operating and storage temperature range	$T_{op}; T_{stg}$	- 40 ... + 80	°C
Sperrschichttemperatur Junction temperature	T_j	80	°C
Sperrspannung Reverse voltage	V_R	5	V
Durchlassstrom Forward current	I_F	50	mA
Stoßstrom, $\tau \leq 10\ \mu\text{s}$, $D = 0$ Surge current	I_{FSM}	1.6	A
Verlustleistung Power dissipation	P_{tot}	70	mW
Wärmewiderstand Thermal resistance	R_{thJA} R_{thJL}	750 650	K/W K/W

Kennwerte ($T_A = 25\text{ °C}$)**Characteristics**

Bezeichnung Parameter	Symbol Symbol	Wert Value	Einheit Unit
Wellenlänge der Strahlung Wavelength at peak emission $I_F = 50\text{ mA}$, $t_p = 20\text{ ms}$	λ_{peak}	950	nm
Spektrale Bandbreite bei 50% von I_{max} Spectral bandwidth at 50% of I_{max} $I_F = 50\text{ mA}$, $t_p = 20\text{ ms}$	$\Delta\lambda$	55	nm
Abstrahlwinkel Half angle	φ	± 15	Grad deg.
Aktive Chipfläche Active chip area	A	0.25	mm ²
Abmessungen der aktiven Chipfläche Dimension of the active chip area	$L \times B$ $L \times W$	0.5×0.5	mm ²
Abstand Chipoberfläche bis Linsenscheitel Distance chip surface to lens top	H	1.3 ... 1.9	mm

Kennwerte ($T_A = 25\text{ °C}$)

Characteristics (cont'd)

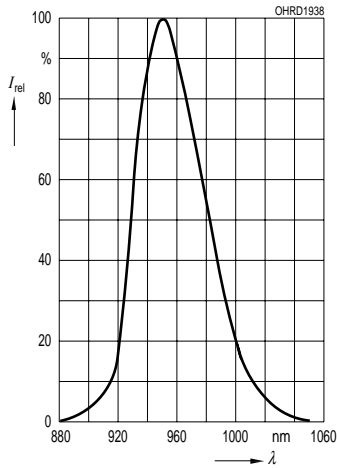
Bezeichnung Parameter	Symbol Symbol	Wert Value	Einheit Unit
Schaltzeiten, I_e von 10% auf 90% und von 90% auf 10%, bei $I_F = 50\text{ mA}$, $R_L = 50\ \Omega$ Switching times, I_e from 10% to 90% and from 90% to 10%, $I_F = 50\text{ mA}$, $R_L = 50\ \Omega$	t_r, t_f	1	μs
Kapazität, $V_R = 0\text{ V}$ Capacitance	C_o	40	pF
Durchlassspannung Forward voltage $I_F = 50\text{ mA}$, $t_p = 20\ \mu\text{s}$	V_F	1.25 (≤ 1.4)	V
Sperrstrom, $V_R = 5\text{ V}$ Reverse current	I_R	0.01 (≤ 1)	μA
Gesamtstrahlungsfluss Total radiant flux $I_F = 50\text{ mA}$, $t_p = 20\text{ ms}$	Φ_e	9	mW
Temperaturkoeffizient von I_e bzw. Φ_e , $I_F = 50\text{ mA}$ Temperature coefficient of I_e or Φ_e , $I_F = 50\text{ mA}$	TC_I	- 0.55	%/K
Temperaturkoeffizient von V_F , $I_F = 50\text{ mA}$ Temperature coefficient of V_F , $I_F = 50\text{ mA}$	TC_V	- 1.5	mV/K
Temperaturkoeffizient von λ_{peak} , $I_F = 50\text{ mA}$ Temperature coefficient of λ_{peak} , $I_F = 50\text{ mA}$	TC_λ	0.3	nm/K

Gruppierung der Strahlstärke I_e in Achsrichtunggemessen bei einem Raumwinkel $\Omega = 0.01\text{ sr}$ **Grouping of radiant intensity I_e in axial direction**at a solid angle of $\Omega = 0.01\text{ sr}$

Bezeichnung Parameter	Symbol	Werte Values			Einheit Unit
		LD 261	LD 261-5	LD 261-6	
Strahlstärke Radiant intensity $I_F = 50\text{ mA}$, $t_p = 20\text{ ms}$	I_e	2 ... 10	3.2 ... 6.3	5 ... 10	mW/sr

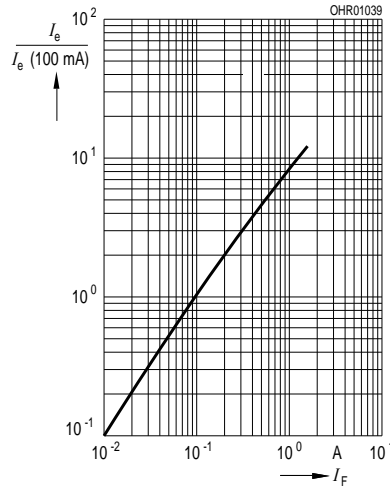
Relative Spectral Emission

$I_{rel} = f(\lambda)$



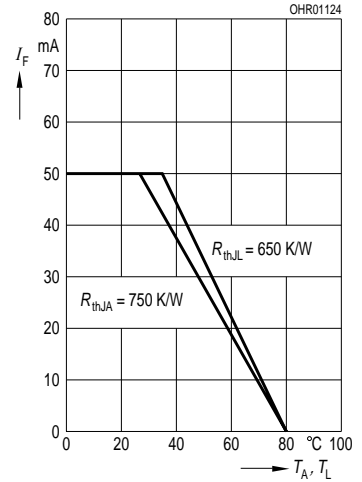
Radiant Intensity $\frac{I_e}{I_e 100 \text{ mA}} = f(I_F)$

Single pulse, $t_p = 20 \mu\text{s}$



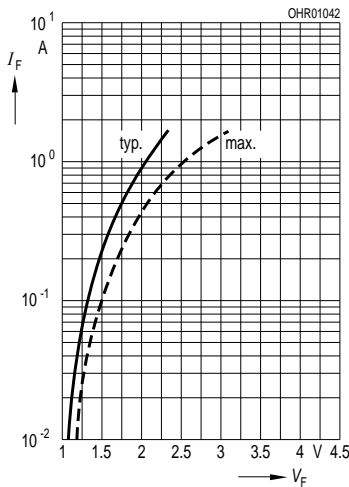
Max. Permissible Forward Current

$I_F = f(T_A)$



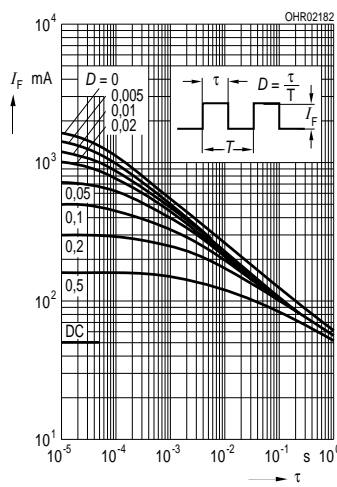
Forward Current

$I_F = f(V_F)$, single pulse, $t_p = 20 \mu\text{s}$

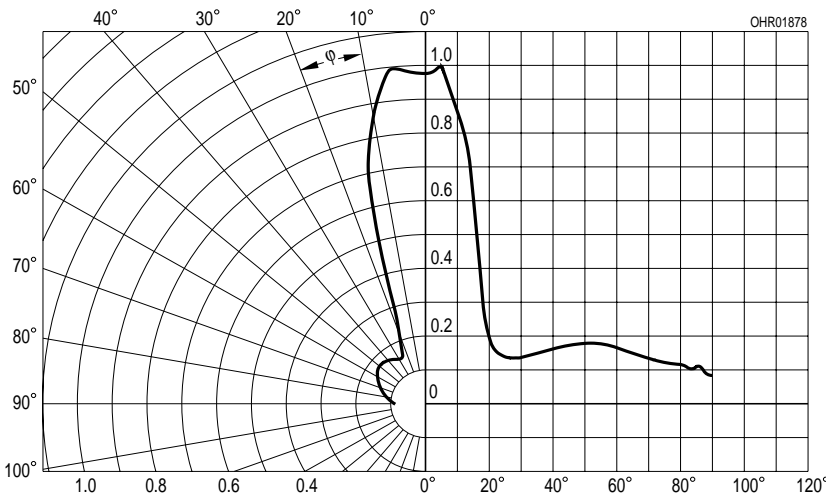


Permissible Pulse Handling Capability

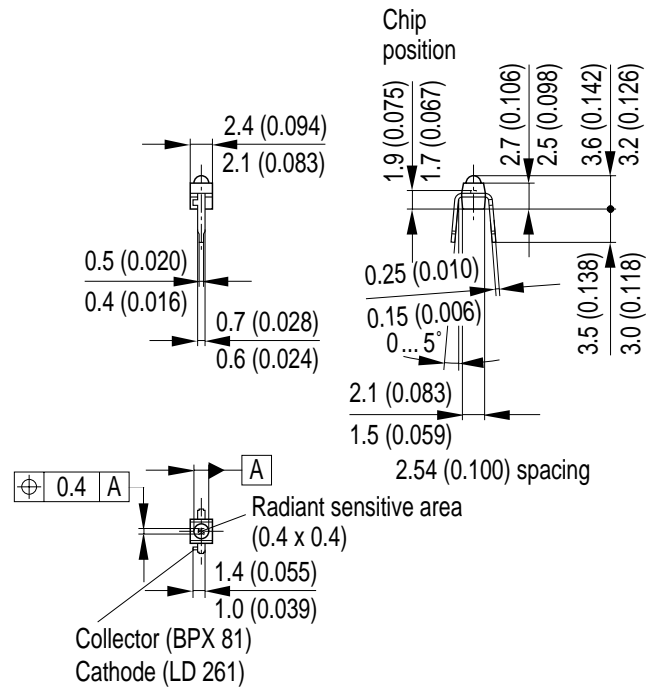
$I_F = f(\tau)$, $T_C = 25 \text{ }^\circ\text{C}$, duty cycle $D = \text{parameter}$



Radiation Characteristics $I_{rel} = f(\varphi)$



Maßzeichnung
Package Outlines



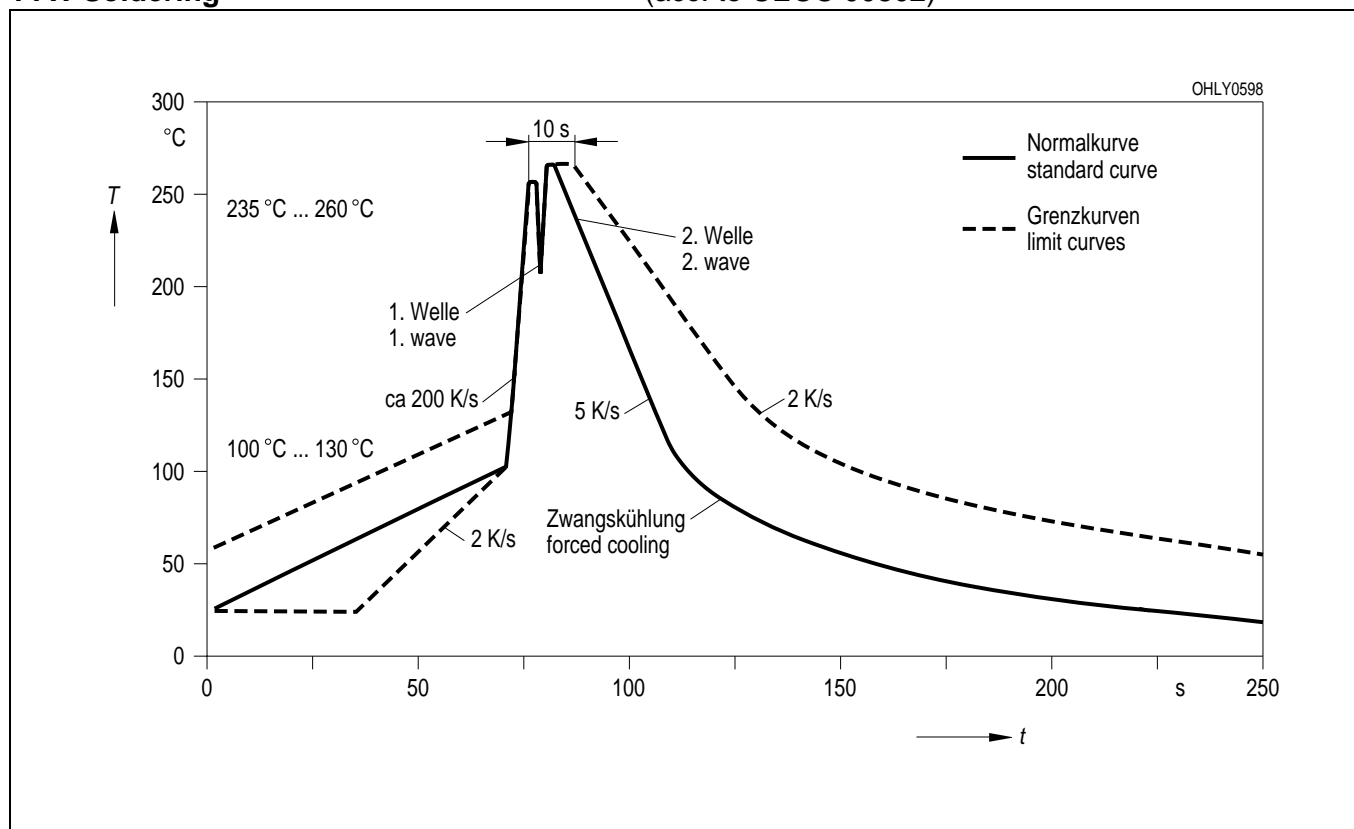
- 1) Detaching area for tools, flash not true to size.
Approx. weight 0.03 g

GEOY6021

Maße in mm (inch) / Dimensions in mm (inch).

Lötbedingungen
Soldering Conditions
Wellenlöten (TTW)
TTW Soldering

(nach CECC 00802)
(acc. to CECC 00802)



Published by
OSRAM Opto Semiconductors GmbH
Wernerwerkstrasse 2, D-93049 Regensburg
www.osram-os.com
© All Rights Reserved.

EU RoHS and China RoHS compliant product



此产品符合欧盟 RoHS 指令的要求；
按照中国的相关法规和标准，不含有毒有害物质或元素。

The information describes the type of component and shall not be considered as assured characteristics. Terms of delivery and rights to change design reserved. Due to technical requirements components may contain dangerous substances. For information on the types in question please contact our Sales Organization.

Packing

Please use the recycling operators known to you. We can also help you – get in touch with your nearest sales office. By agreement we will take packing material back, if it is sorted. You must bear the costs of transport. For packing material that is returned to us unsorted or which we are not obliged to accept, we shall have to invoice you for any costs incurred.

Components used in life-support devices or systems must be expressly authorized for such purpose! Critical components¹, may only be used in life-support devices or systems² with the express written approval of OSRAM OS.

¹ A critical component is a component used in a life-support device or system whose failure can reasonably be expected to cause the failure of that life-support device or system, or to affect its safety or effectiveness of that device or system.

² Life support devices or systems are intended (a) to be implanted in the human body, or (b) to support and/or maintain and sustain human life. If they fail, it is reasonable to assume that the health of the user may be endangered.