



EPH/EPG/EPS SERIES EDGE ACTUATED TYPE



EPH
Housing Height 5mm Only!!

■ FEATURES

- Edge actuated type (Piano Type) easy setting on closely racked PCB.
- Tactile response is performed directly by larger contact pressure to ensure stable contact.
- All plastics are UL 94V-0 grade fire retardant.
- Bottom epoxy sealed to ensure free of flux immersion during wave soldering.
- Contact wiping on make and break.
- Gold, Silver, or Tin plated contacts to ensure low contact resistance and long operation life.
- Ideal for data processing, communications, remote controls and burglar alarm system use, where manual programming required.
- RoHS Compliant.

■ APPLICATIONS

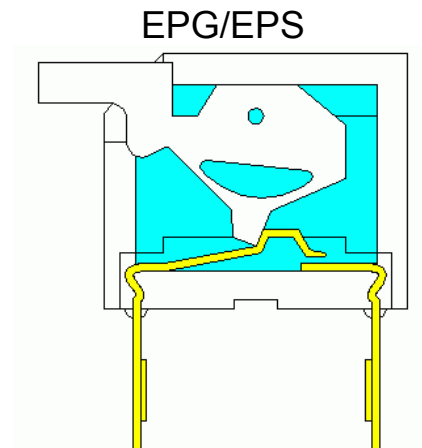
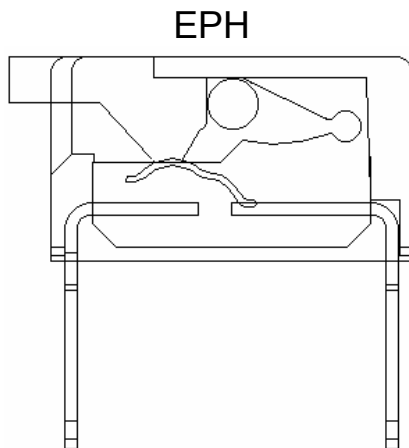
- Numerical setting for computer terminal equipment
- Price setting for vending machines
- Programming for game machines
- Programming for industrial equipment and measuring instruments

■ SPECIFICATIONS

1.ELECTRICAL


| | |
|--|---------------------------|
| ● Contact rating | |
| Switching | 25mA, 24VDC |
| Non-switching | 100mA |
| ● Contact resistance (After life test) | 100mΩ Max. |
| ● Insulation resistance | 1000MΩ Min. at 100VDC |
| ● Dielectric strength | 500VDC Min. for 60seconds |
| ● Leakage Current | 2mA Max. |
| ● Capacitance between adjacent switches 5pF Max. | |

■ CONSTRUCTION




■ OPTIONS


- 1.Special top or side marking available
- 2.Blue or black body color
- 3.Normal "ON" (top side "ON") available



EPHxxxLT



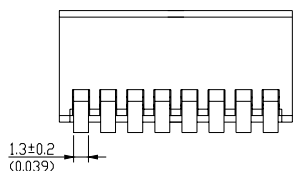
EPGxxxxT



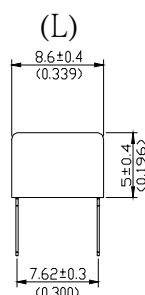
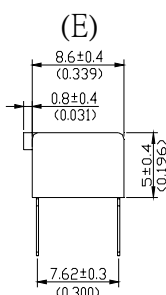
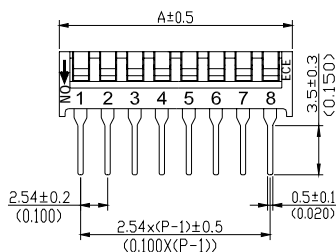
DIMENSIONS AND CIRCUITRY

EPH SERIES DIMENSIONS

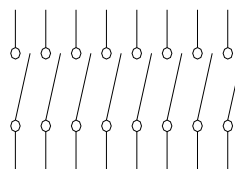
Unit:mm(inch)



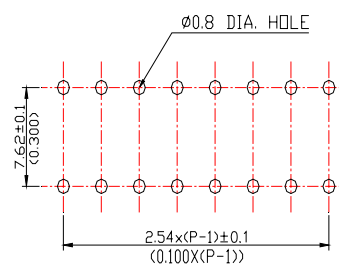
Actuator top side "OFF"



CIRCUIT DIAGRAM



P.C.B. LAYOUT
(TOP VIEW)

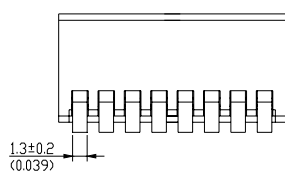


DIMENSION A

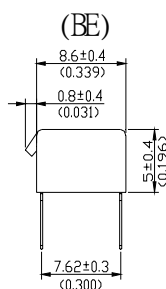
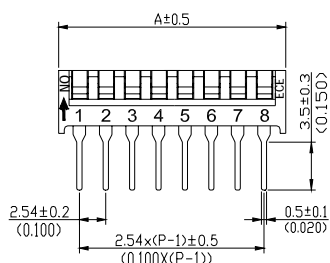
| POLE | 2 | 3 | 4 | 5 | 6 | 8 | 10 |
|------|----------------|----------------|-----------------|-----------------|-----------------|-----------------|-----------------|
| A | 6.5 (0.265) | 9.0 (0.354) | 11.6 (0.457) | 14.1 (0.555) | 16.7 (0.657) | 21.7 (0.854) | 26.7 (1.050) |

EPH SERIES B TYPE DIMENSIONS

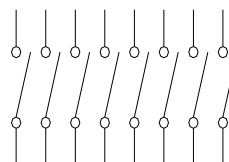
Unit:mm(inch)



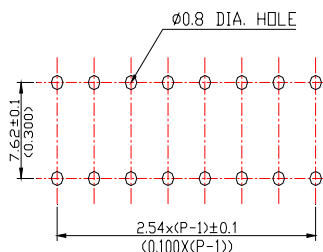
Actuator top side "ON"



CIRCUIT DIAGRAM



P.C.B. LAYOUT
(TOP VIEW)



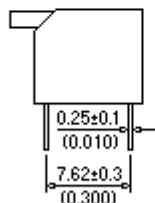
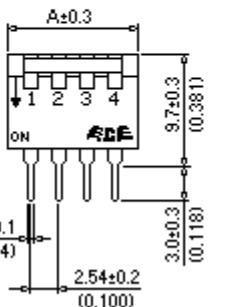
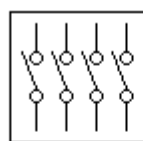
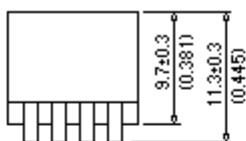

DIMENSION A

| POLE | 2 | 3 | 4 | 5 | 6 | 8 | 10 |
|------|----------------|----------------|-----------------|-----------------|-----------------|-----------------|-----------------|
| A | 6.5 (0.265) | 9.0 (0.354) | 11.6 (0.457) | 14.1 (0.555) | 16.7 (0.657) | 21.7 (0.854) | 26.7 (1.050) |

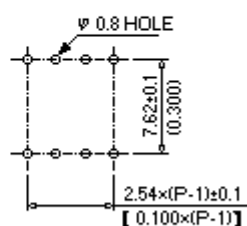
DIMENSION A EPG/EP5 SPST

| Positions | 2 | 3 | 4 | 5 | 6 |
|-----------|-----------------|-----------------|-----------------|-----------------|-----------------|
| A | 6.7 (0.264) | 9.2 (0.362) | 11.7 (0.461) | 14.2 (0.559) | 16.7 (0.657) |
| Positions | 7 | 8 | 9 | 10 | 12 |
| A | 19.2 (0.756) | 21.7 (0.854) | 24.4 (0.953) | 26.7 (1.05) | 31.8 (1.25) |

Unit:mm(inch)



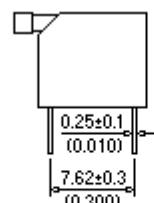
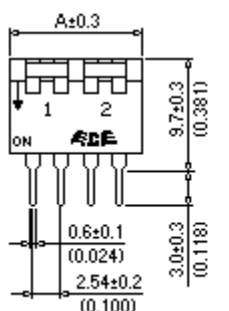
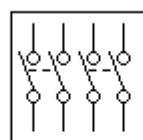
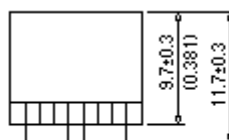

P.C.B. LAYOUT (TOP VIEW)



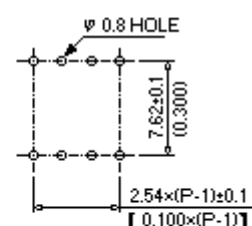
DIMENSION A EPG/EP5 DPST

| Positions | 1 | 2 | 3 | 4 | 5 | 6 |
|-----------|----------------|-----------------|-----------------|-----------------|----------------|----------------|
| A | 6.7 (0.264) | 11.7 (0.461) | 16.7 (0.657) | 21.7 (0.854) | 26.7 (1.05) | 31.8 (1.25) |

Unit:mm(inch)



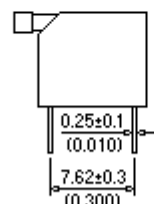
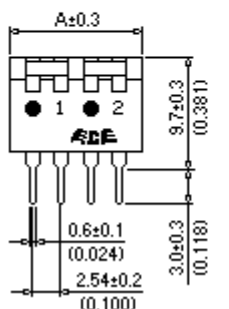
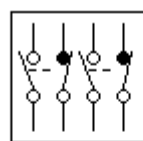
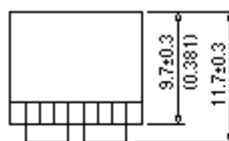

P.C.B. LAYOUT (TOP VIEW)



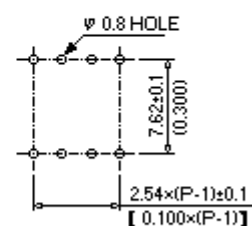
DIMENSION A EPG/EP5 SPDT

| Positions | 1 | 2 | 3 | 4 | 5 | 6 |
|-----------|----------------|-----------------|-----------------|-----------------|----------------|----------------|
| A | 6.7 (0.264) | 11.7 (0.461) | 16.7 (0.657) | 21.7 (0.854) | 26.7 (1.05) | 31.8 (1.25) |

Unit:mm(inch)



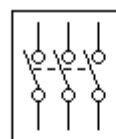
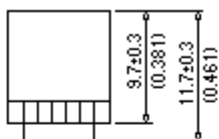

P.C.B. LAYOUT (TOP VIEW)



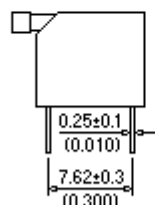
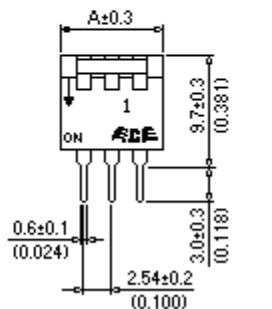
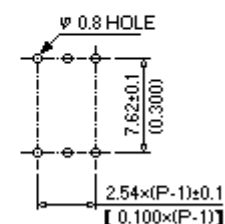
DIMENSION A EPG/EPS 3PST

| Positions | 1 | 2 | 3 | 4 |
|-----------|----------------|-----------------|-----------------|----------------|
| A | 9.2 (0.362) | 16.7 (0.657) | 24.2 (0.953) | 31.8 (1.25) |

Unit:mm(inch)



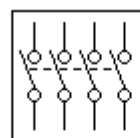
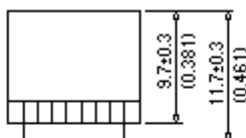

**P.C.B. LAYOUT
(TOP VIEW)**



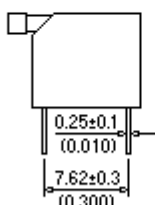
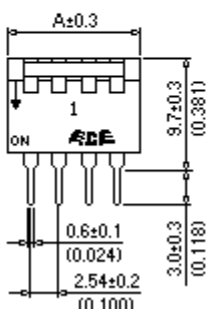
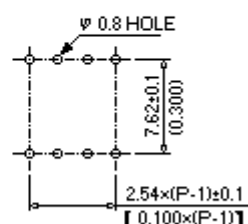
DIMENSION A EPG/EPS 4PST

| Positions | 1 | 2 | 3 |
|-----------|-----------------|-----------------|----------------|
| A | 11.7 (0.461) | 21.7 (0.854) | 31.8 (1.25) |

Unit:mm(inch)



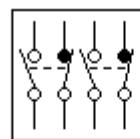
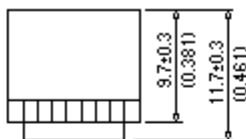

**P.C.B. LAYOUT
(TOP VIEW)**



DIMENSION A EPG/EPS DPDT

| Positions | 1 | 2 | 3 |
|-----------|-----------------|-----------------|----------------|
| A | 11.7 (0.461) | 21.7 (0.854) | 31.8 (1.25) |

Unit:mm(inch)



**P.C.B. LAYOUT
(TOP VIEW)**

