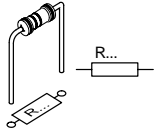


**1**

**Resistor - Weerstand - Résistance - Widerstand - Resistencia - Motstand**



R1, R2 : 1K

(Brown, Black, Red) -(Bruin, Zwart, Rood) -(Brun, Noir, Rouge) -(Braun, Schwarz, Rot) -(Brun, Svart, Röd) -(Ruskea, Musta, Punainen) -(Marrón, Negro, Rojo) -(Castanho, Preto, Encarnado) -(Marrone, Nero, Rosso)

R3, R4 : 10K

(Brown, Black, Orange) -(Bruin, Zwart, Oranje) -(Brun, noir, Orange) -(Braun, Schwarz, Orange) -(Brun, Svart, Orange) -(Ruskea, Musta, Oranssi) -(Marrón, Negro, Naranjado) -(Castanho, Preto, Laranja) -(Marrone, Nero, Aranciato)

R5 : 120K

(Brown, Red, Yellow) -(Bruin, Rood, Geel) -(Brun, Rouge, Jaune) -(Braun, Rot, Gelb) -(Brun, Röd, Gul) -(Ruskea, Punainen, Keltainen) -(Marrón, Rojo, Amarillo) -(Castanho, Encarnado, Amarelo) -(Marrone, Rosso, Giallo)

R6 : 56K

(Green, Blue, Orange) -(Groen, Blauw, Oranje) -(Vert, Bleu, Orange) -(Grün, Blau, Orange) -(Grön, Blå, Orange) -(Vihreä, Sininen, Oranssi) -(Verde, Azul, Naranjado) -(Verde, Azul, Laranja) -(Verde, Blu, Aranciato)

R7 : 6M8

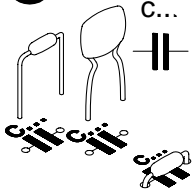
(Blue, Grey, Green) -(Blauw, Grijs, Groen) -(Bleu, Gris, Vert) -(Blau, Grau, Grün) -(Blå, Grå, Grön) -(Sininen, Harmaa, Vihreä) -(Azul, Gris, Verde) -(Azul, Cinzento, Verde) -(Blu, Grigio, Verde)

R8 : 0

(Black) -(zwart) -(noir) -(Schwarz) -(Svart) -(Musta) -(Negro) -(Preto) -(Nero)

**2**

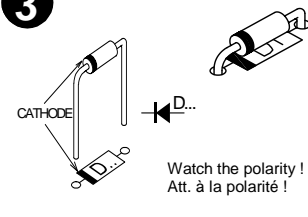
**CAPACITOR**



◇ C1, C2 : 100nF (104) µ1

**3**

**DIODE**

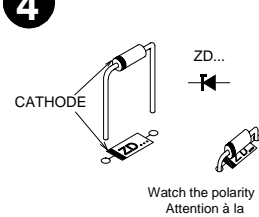


◇ D1, D2 : 1N4148

Watch the polarity !  
Att. à la polarité !

**4**

**ZENER DIODES**

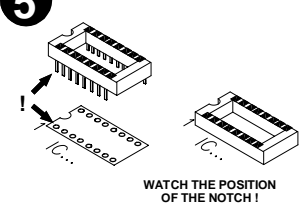


◇ ZD1 : 5V1

Watch the polarity !  
Attention à la polarité !

**5**

**IC SOCKET**

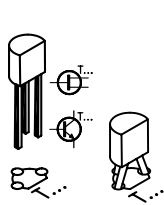


◇ IC1

WATCH THE POSITION OF THE NOTCH !  
ATTENTION A LA POSITION DE L'ENCOCHE !

**6**

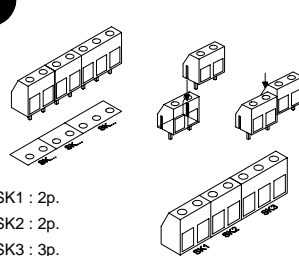
**TRANSISTORS**



◇ T1 : BC547

**7**

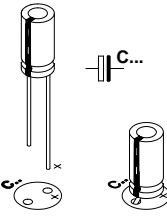
**SCREW CONNECTORS**



◇ SK1 : 2p.  
◇ SK2 : 2p.  
◇ SK3 : 3p.

**8**

**ELECTROLYTIC CAPACITORS**



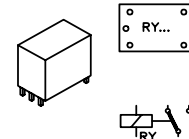
Watch the polarity !

Attention à la polarité !

◇ C3 : 100µF  
◇ C4 : 470µF

**9**

**RELAY**

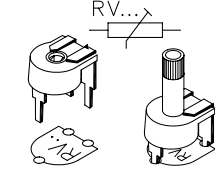


◇ RY1 : VR15M121C

**10**

**TRIMMER**

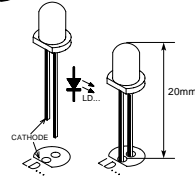
Trimpotentiometer - Potentiomètre de réglage - Potentiometro de regulación - trimmerpotentiometri - Trimmerpotentiometer - Trimmerpotenziometri



◇ RV1 : 100K

**11**

**LED**



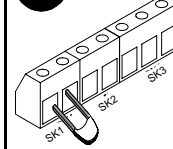
Watch the polarity !

Attention à la polarité !

◇ LD1

**12**

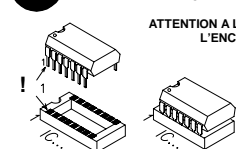
**SENSOR**



◇ NTC10K0

**13**

**IC**



WATCH THE POSITION OF THE NOTCH !  
ATTENTION A LA POSITION DE L'ENCOCHE !

◇ IC1 : LM324 or eq.

**SCHEMATIC DIAGRAM**

