



Educational LCD oscilloscope

Component : EDU08



Build your own oscilloscope and learn how to visualize signals. See the signals you learn about in real life!
Despite the low cost, this oscilloscope has a lot of features found only on expensive units like signal markers, frequency, dB, true RMS readouts,...
A powerful auto-setup function will get you going in a snap!



Educational



maximum input voltage:
30 Vpeak (AC + DC)



Time and voltage markers readout



timebase range: in 15 steps,
10µs/division to 500ms/division



Maximum sample rate: 1MS/s for
repetitive signals. Measurements can
be performed up to: 100kHz



battery operated: 4 x AAA batteries
(max. 100mA)



full auto set up for: Volt/div and
time/div (or manual)



input sensitivity range: in 6 steps,
100mV/division to 5V/division



LED backlight LCD




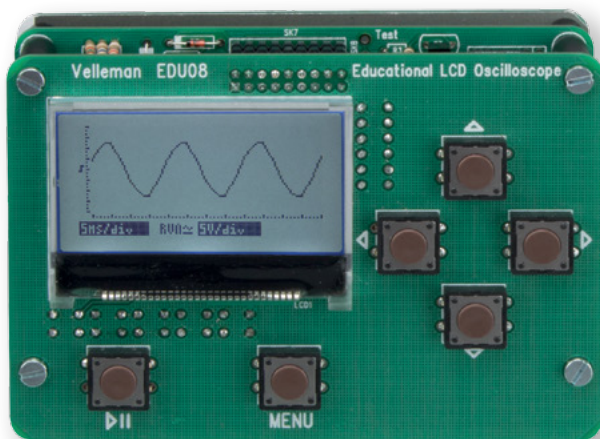
readouts: DC, AC+DC, true RMS,
dBm, Vpp, min. & max.



input coupling: DC and AC



dimensions: 80 x 115 x 40 mm /
3.14 x 4.52 x 1.57"



```

Trigger      AUTO Trs
Trs Slope    / Risins
Adjust       t-U/div
Measure      None
Markers      U1 t1,f1
Show         Time mark
Run Mode     Run
Contrast     3
Eco Mode     on
    
```

Menu

Use the EDU06
oscilloscope tutor kit to
explore the functions of your EDU08 scope.