

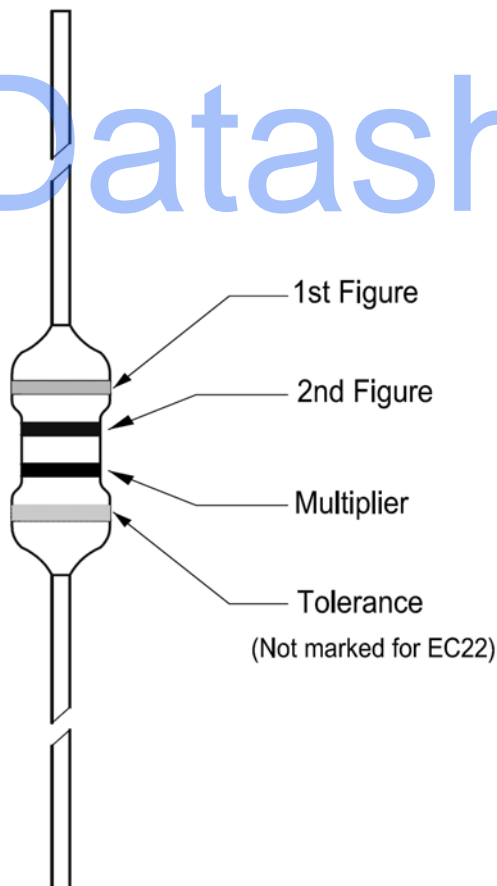
In **EC TYPE** series color band are marked for identification. These bands

indicate inductance value and tolerance. For values below 0.1uH, Gold indicates the decimal point and the next three bands indicate inductance value.

There is no tolerance marked for values below 0.1uH.

In **EC22** series due to limitation in size, only three color bands indicating inductance

value are marked without decimal value and tolerance.

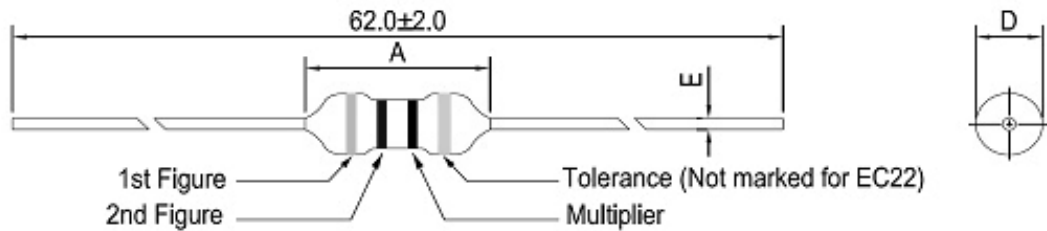


Color	Nominal inductance (uH)			
	First figure	Second figure	Multiplier	Tolerance
Black (Bk)	0		1	±20%
Brown (Bn)	1		10	-
Red (R)	2		100	-
Orange (O)	3		1000	-
Yellow (Y)	4		-	-
Green (Gn)	5		-	-
Blue (Be)	6		-	-
Violet (V)	7		-	-
Gray (Gy)	8		-	-
White (W)	9		-	-
Silver (S)	-		0.01	±10%
Gold (Gd)	-		0.10	±5%
Example				
56uH	Green	Blue	Black	Silver
±10%				

## Shape and Size : (Dimensions are in mm)



3L P/N	A	D	E
EC22	4.0max	2.8max	0.50±0.05
EC23	6.35max	2.3max	0.50±0.05
EC24	7.62max	3.0max	0.55±0.05
EC36	10.5max	4.0max	0.65±0.05
EC38	12.7max	4.2max	0.65±0.05
EC46	12.0max	5.0max	0.65±0.05
EC0410	15.0max	5.0max	0.65±0.05



### Features :

- Conformal coated inductors .
- Treated with epoxy resin coating makes it high reliability.
- EC22/24/36/46 with special magnetic core structure. contributes to high Q and high SRF.
- EC38 / 0410 for power application.
- EC23 / EC24 / EC36 for inductance below 1.0uH use ceramic core.
- Tape and reel packaging for automatic insertion.

### Inductance and rated current ranges :

• EC22	0.10uH ~ 1.0mH	700mA ~ 20mA
• EC23	0.047uH ~ 0.82uH	1.2A ~ 260mA
• EC24	0.10uH ~ 1.0mH	700mA ~ 60mA
• EC36	0.10uH ~ 1.0uH	900mA ~ 100mA
• EC38	1.0uH ~ 10.0mH	3.0A ~ 30mA
• EC46	1.2mH ~ 33mH	110mA ~ 20mA
• EC0410	1.0uH ~ 47mH	3.8A ~ 100mA

### Test equipments and test setup :

- L & Q: HP 4285A with HP42851A (Freq. >75kHz).
- L & Q: HP 4284A (Freq.<75kHz).
- DCR : Milli-ohm meter.
- SRF : HM 9461 L-SRF meter.
- Electrical specifications at 25°C.

### Ordering information :

#### EC 24 - 560 K - T5A

(1) (2) (3) (4) (5)

(1) Type: **Epoxy Coated**.

(2) Style: **According to core size**.

(3) Inductance: Example: **"560"** for 56uH.

(4) Tolerance: **"M"** : ±20% ; **"K"** : ±10% ; **"J"** : ±5% .

(5) Other information: **"T5, T2, T5A, TF1, TF2, TF7"** represents the Packing Mode, No code: Bulk.

"U, F" represents the shape.

### Characteristics :

- Rated DC Current: It is either the inductance is 10% lower than its initial value in D.C. saturation characteristics or temperature raise becomes  $\Delta T=20^{\circ}\text{C}$  ( $T_a=20^{\circ}\text{C}$ ), whichever is lower.
- Operating temperature ranges: -20 to 80 ° C.
- Storage temperature ranges: -40 to 80 ° C.
- Dielectric with standing voltage: 250V AC r.m.s.

### Applications:

- Televisions, personal computers.
- Radios, telephones.
- Others various electronic products.

Part No.	L uH	Q Min.	L.Q Test Freq. MHz	SRF ( MHz ) Min.	DCR ( Ohm ) Max.	Rated DC Current (mA) Max.	Color code		
							1st	2nd	3rd
<b>EC22 -R10M</b>	<b>0.10</b>	<b>50</b>	<b>25.2</b>	<b>250</b>	<b>0.030</b>	<b>700</b>	<b>Bn</b>	<b>Bk</b>	<b>S</b>
EC22 -R12M	0.12	55	25.2	230	0.035	660	Bn	R	S
EC22 -R15M	0.15	55	25.2	200	0.040	620	Bn	Gn	S
EC22 -R18M	0.18	55	25.2	180	0.045	600	Bn	Gy	S
EC22 -R22M	0.22	55	25.2	160	0.050	400	R	R	S
EC22 -R27M	0.27	50	25.2	150	0.065	380	R	V	S
EC22 -R33M	0.33	50	25.2	150	0.075	370	O	O	S
EC22 -R39M	0.39	50	25.2	150	0.080	350	O	W	S
EC22 -R47M	0.47	60	25.2	150	0.085	330	Y	V	S
EC22 -R56M	0.56	60	25.2	150	0.090	320	Gn	Be	S
EC22 -R68M	0.68	50	25.2	120	0.10	310	Be	Gy	S
EC22 -R82M	0.82	50	25.2	110	0.15	290	Gy	R	S
<b>EC22 -1R0K</b>	<b>1.0</b>	<b>50</b>	<b>25.2</b>	<b>110</b>	<b>0.22</b>	<b>270</b>	<b>Bn</b>	<b>Bk</b>	<b>Gd</b>
EC22 -1R2K	1.2	40	7.96	100	0.30	260	Bn	R	Gd
EC22 -1R5K	1.5	40	7.96	80	0.35	250	Bn	Gn	Gd
EC22 -1R8K	1.8	40	7.96	65	0.45	240	Bn	Gy	Gd
EC22 -2R2K	2.2	40	7.96	55	0.55	230	R	R	Gd
EC22 -2R7M	2.7	40	7.96	50	0.60	220	R	V	Gd
EC22 -3R3K	3.3	40	7.96	42	0.65	210	O	O	Gd
EC22 -3R9K	3.9	45	7.96	38	0.85	200	O	W	Gd
EC22 -4R7K	4.7	45	7.96	34	1.00	190	Y	V	Gd
EC22 -5R6K	5.6	45	7.96	32	1.15	180	Gn	Be	Gd
EC22 -6R8K	6.8	40	7.96	30	1.20	175	Be	Gy	Gd
EC22 -8R2K	8.2	40	7.96	26	1.25	165	Gy	R	Gd
<b>EC22 -100K</b>	<b>10</b>	<b>40</b>	<b>7.96</b>	<b>24</b>	<b>1.5</b>	<b>160</b>	<b>Bn</b>	<b>Bk</b>	<b>Bk</b>
EC22 -120K	12	50	2.52	22	2.2	150	Bn	R	Bk
EC22 -150K	15	50	2.52	20	2.5	145	Bn	Gn	Bk
EC22 -180K	18	50	2.52	18	2.8	140	Bn	Gy	Bk
EC22 -220K	22	50	2.52	17	3.0	130	R	R	Bk
EC22 -270K	27	55	2.52	14	3.5	80	R	V	Bk
EC22 -330K	33	55	2.52	14	3.8	76	O	O	Bk
EC22 -390K	39	50	2.52	13	4.2	74	O	W	Bk
EC22 -470K	47	50	2.52	12	5.8	70	Y	V	Bk
EC22 -560K	56	50	2.52	11	6.4	68	Gn	Be	Bk
EC22 -680K	68	50	2.52	10	7.2	64	Be	Gy	Bk
EC22 -820K	82	50	2.52	9.5	8.5	46	Gy	R	Bk
<b>EC22 -101K</b>	<b>100</b>	<b>50</b>	<b>2.52</b>	<b>9.0</b>	<b>11</b>	<b>44</b>	<b>Bn</b>	<b>Bk</b>	<b>Bn</b>
EC22 -121K	120	40	0.796	6.5	13	42	Bn	R	Bn
EC22 -151K	150	40	0.796	6.0	16	39	Bn	Gn	Bn
EC22 -181K	180	40	0.796	5.2	18	37	Bn	Gy	Bn
EC22 -221K	220	40	0.796	4.5	20	35	R	R	Bn
EC22 -271K	270	30	0.796	3.5	29	28	R	V	Bn
EC22 -331K	330	30	0.796	3.0	30	26	O	O	Bn
EC22 -391K	390	30	0.796	2.7	32	25	O	W	Bn
EC22 -471K	470	30	0.796	2.6	35	24	Y	V	Bn
EC22 -561K	560	30	0.796	2.5	40	23	Gn	Be	Bn
EC22 -681K	680	30	0.796	2.2	42	22	Be	Gy	Bn
EC22 -821K	820	30	0.796	2.1	46	21	Gy	R	Bn
<b>EC22 -102K</b>	<b>1000</b>	<b>30</b>	<b>0.796</b>	<b>2.0</b>	<b>52</b>	<b>20</b>	<b>Bn</b>	<b>Bk</b>	<b>R</b>

Part No.	L uH	Q Min.	L.Q Test Freq. MHz	DCR ( Ohm ) Max.	SRF ( MHz ) Min.	Rated DC Current (mA) Max.	Color code			
							1st	2nd	3rd	4th
EC23 -R047M	0.047	40	50.0	0.08	700	1200	G	Bk	Y	V
EC23 -R056M	0.056	40	50.0	0.09	650	1160	G	Bk	Gn	Be
EC23 -R068M	0.068	40	50.0	0.10	620	1120	G	Bk	Be	Gy
EC23 -R082M	0.082	40	50.0	0.11	580	1060	G	Bk	Gy	R
<b>EC23 -R10K</b>	<b>0.10</b>	<b>30</b>	<b>25.2</b>	<b>0.12</b>	<b>540</b>	<b>980</b>	<b>Bn</b>	<b>Bk</b>	<b>S</b>	<b>S</b>
EC23 -R12K	0.12	30	25.2	0.15	490	880	Bn	R	S	S
EC23 -R15K	0.15	30	25.2	0.18	440	800	Bn	Gn	S	S
EC23 -R18K	0.18	30	25.2	0.18	410	800	Bn	Gy	S	S
EC23 -R22J	0.22	30	25.2	0.22	360	720	R	R	S	G
EC23 -R27J	0.27	30	25.2	0.27	330	650	R	V	S	G
EC23 -R33J	0.33	30	25.2	0.33	290	590	O	O	S	G
EC23 -R39J	0.39	30	25.2	0.52	270	470	O	W	S	G
EC23 -R47J	0.47	30	25.2	0.68	250	410	Y	V	S	G
EC23 -R56J	0.56	30	25.2	0.82	230	370	Gn	Be	S	G
EC23 -R68J	0.68	30	25.2	1.10	210	320	Be	Gy	S	G
EC23 -R82J	0.82	30	25.2	1.40	190	260	Gy	R	S	G

L & Q @50MHz tested by HP4191A RF Impedance Analyzer.

Part No.	L @1kHz mH	Q Min.	Q Test Freq. kHz	DCR ( Ohm ) Max.	SRF ( MHz ) Min.	Rated DC Current (mA)Max.	Color code			
							1st	2nd	3rd	4th
EC46 -122K	1.2	80	252	9	1.30	110	Bn	R	R	S
EC46 -152K	1.5	80	252	10	1.20	100	Bn	Gn	R	S
EC46 -182K	1.8	80	252	11	1.20	90	Bn	GY	R	S
EC46 -222K	2.2	80	252	14	1.10	80	R	R	R	S
EC46 -272K	2.7	80	252	18	0.85	75	R	V	R	S
EC46 -332K	3.3	80	252	22	0.74	65	O	O	R	S
EC46 -392K	3.9	80	252	26	0.70	60	O	W	R	S
EC46 -472K	4.7	80	252	30	0.66	55	Y	V	R	S
EC46 -562K	5.6	70	252	34	0.64	50	Gn	Be	R	S
EC46 -682K	6.8	70	252	45	0.58	45	Be	Gy	R	S
EC46 -822K	8.2	50	252	60	0.50	40	Gy	R	R	S
<b>EC46 -103K</b>	<b>10</b>	<b>50</b>	<b>79.6</b>	<b>70</b>	<b>0.48</b>	<b>38</b>	<b>Bn</b>	<b>Bk</b>	<b>O</b>	<b>S</b>
EC46 -123K	12	50	79.6	82	0.46	35	Bn	R	O	S
EC46 -153K	15	50	79.6	89	0.40	32	Bn	Gn	O	S
EC46 -183K	18	40	79.6	140	0.37	28	Bn	Gy	O	S
EC46 -223K	22	40	79.6	170	0.33	25	R	R	O	S
EC46 -253K	25	40	79.6	185	0.28	24	R	Gn	O	S
EC46 -273K	27	40	79.6	210	0.26	23	R	V	O	S
EC46 -303K	30	40	79.6	240	0.25	22	O	Bk	O	S
EC46 -333K	33	40	79.6	250	0.24	20	O	O	O	S

Part No.	L uH	Q Min.	L.Q Test Freq. MHz	SRF ( MHz ) Min.	DCR ( Ohm ) Max.	Rated DC Current (mA) Max.	Color code			
							1st	2nd	3rd	4th
<b>EC24 -R10K</b>	<b>0.10</b>	<b>40</b>	<b>25.2</b>	<b>470</b>	<b>0.08</b>	<b>700</b>	<b>Bn</b>	<b>Bk</b>	<b>S</b>	<b>S</b>
EC24 -R12K	0.12	40	25.2	450	0.08	700	Bn	R	S	S
EC24 -R15K	0.15	40	25.2	430	0.09	700	Bn	Gn	S	S
EC24 -R18K	0.18	40	25.2	410	0.10	700	Bn	Gy	S	S
EC24 -R22K	0.22	40	25.2	380	0.12	700	R	R	S	S
EC24 -R27K	0.27	40	25.2	360	0.15	680	R	V	S	S
EC24 -R33K	0.33	40	25.2	350	0.16	680	O	O	S	S
EC24 -R39K	0.39	40	25.2	320	0.18	680	O	W	S	S
EC24 -R47K	0.47	40	25.2	300	0.26	650	Y	V	S	S
EC24 -R56K	0.56	40	25.2	280	0.38	500	Gn	Be	S	S
EC24 -R68K	0.68	40	25.2	250	0.42	500	Be	Gy	S	S
EC24 -R82K	0.82	40	25.2	200	0.55	450	Gy	R	S	S
<b>EC24 -1R0K</b>	<b>1.0</b>	<b>65</b>	<b>25.2</b>	<b>180</b>	<b>0.12</b>	<b>700</b>	<b>Bn</b>	<b>Bk</b>	<b>Gd</b>	<b>S</b>
EC24 -1R2K	1.2	50	7.96	165	0.18	740	Bn	R	Gd	S
EC24 -1R5K	1.5	50	7.96	150	0.20	700	Bn	Gn	Gd	S
EC24 -1R8K	1.8	70	7.96	125	0.23	655	Bn	Gy	Gd	S
EC24 -2R2K	2.2	50	7.96	110	0.25	630	R	R	Gd	S
EC24 -2R7K	2.7	60	7.96	95	0.28	595	R	V	Gd	S
EC24 -3R3K	3.3	60	7.96	75	0.30	575	O	O	Gd	S
EC24 -3R9K	3.9	60	7.96	65	0.32	555	O	W	Gd	S
EC24 -4R7K	4.7	50	7.96	50	0.35	530	Y	V	Gd	S
EC24 -5R6K	5.6	50	7.96	40	0.40	500	Gn	Be	Gd	S
EC24 -6R8K	6.8	50	7.96	30	0.45	470	Be	Gy	Gd	S
EC24 -8R2K	8.2	50	7.96	28	0.55	425	Gy	R	Gd	S
<b>EC24 -100K</b>	<b>10</b>	<b>50</b>	<b>7.96</b>	<b>22</b>	<b>0.72</b>	<b>370</b>	<b>Bn</b>	<b>Bk</b>	<b>Bk</b>	<b>S</b>
EC24 -120K	12	50	2.52	20	0.80	350	Bn	R	Bk	S
EC24 -150K	15	50	2.52	16	0.88	335	Bn	Gn	Bk	S
EC24 -180K	18	50	2.52	15	1.00	315	Bn	Gy	Bk	S
EC24 -220K	22	60	2.52	13	1.20	285	R	R	Bk	S
EC24 -270K	27	60	2.52	11	1.35	270	R	V	Bk	S
EC24 -330K	33	50	2.52	10	1.50	255	O	O	Bk	S
EC24 -390K	39	50	2.52	9.5	1.70	240	O	W	Bk	S
EC24 -470K	47	60	2.52	8.5	2.30	205	Y	V	Bk	S
EC24 -560K	56	60	2.52	7.5	2.60	195	Gn	Be	Bk	S
EC24 -680K	68	60	2.52	6.5	2.90	185	Be	Gy	Bk	S
EC24 -820K	82	55	2.52	6.0	3.20	175	Gy	R	Bk	S
<b>EC24 -101K</b>	<b>100</b>	<b>60</b>	<b>2.52</b>	<b>5.5</b>	<b>3.50</b>	<b>165</b>	<b>Bn</b>	<b>Bk</b>	<b>Bn</b>	<b>S</b>
EC24 -121K	120	75	0.796	5.4	3.80	160	Bn	R	Bn	S
EC24 -151K	150	75	0.796	4.75	4.40	150	Bn	Gn	Bn	S
EC24 -181K	180	75	0.796	4.35	5.00	140	Bn	Gy	Bn	S
EC24 -221K	220	75	0.796	4.0	5.70	130	R	R	Bn	S
EC24 -271K	270	70	0.796	3.7	6.50	120	R	V	Bn	S
EC24 -331K	330	70	0.796	3.4	9.50	100	O	O	Bn	S
EC24 -391K	390	70	0.796	2.8	10.5	95	O	W	Bn	S
EC24 -471K	470	70	0.796	2.55	12.5	90	Y	V	Bn	S
EC24 -561K	560	70	0.796	2.35	14.5	85	Gn	Be	Bn	S
EC24 -681K	680	70	0.796	2.0	18.0	75	Be	Gy	Bn	S
EC24 -821K	820	60	0.796	1.6	23.7	65	Gy	R	Bn	S
<b>EC24 -102K</b>	<b>1000</b>	<b>60</b>	<b>0.796</b>	<b>1.2</b>	<b>30.0</b>	<b>60</b>	<b>Bn</b>	<b>Bk</b>	<b>R</b>	<b>S</b>

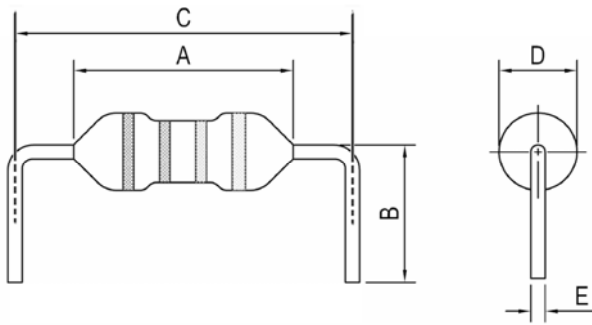


Part No.	L uH	Q Min.	L.Q Test Freq. MHz	SRF ( MHz ) Min.	DCR ( Ohm ) Max.	Rated DC Current (mA) Max.	Color code			
							1st	2nd	3rd	4th
EC36 -R10K	0.10	50	25.2	470	0.04	900	Bn	Bk	S	S
EC36 -R12K	0.12	50	25.2	450	0.06	900	Bn	R	S	S
EC36 -R15K	0.15	50	25.2	430	0.07	890	Bn	Gn	S	S
EC36 -R18K	0.18	50	25.2	410	0.07	890	Bn	Gy	S	S
EC36 -R22K	0.22	50	25.2	380	0.08	880	R	R	S	S
EC36 -R27K	0.27	50	25.2	340	0.09	800	R	V	S	S
EC36 -R33K	0.33	50	25.2	300	0.10	750	O	O	S	S
EC36 -R39K	0.39	50	25.2	280	0.12	680	O	W	S	S
EC36 -R47K	0.47	50	25.2	250	0.16	650	Y	V	S	S
EC36 -R56K	0.56	50	25.2	230	0.18	600	Gn	Be	S	S
EC36 -R68K	0.68	50	25.2	210	0.22	550	Be	Gy	S	S
EC36 -R82K	0.82	50	25.2	172	0.24	980	Gy	R	S	S
<b>EC36 -1R0K</b>	<b>1.0</b>	<b>50</b>	<b>25.2</b>	<b>157</b>	<b>0.09</b>	<b>920</b>	<b>Bn</b>	<b>Bk</b>	<b>Gd</b>	<b>S</b>
EC36 -1R2K	1.2	50	7.96	144	0.10	880	Bn	R	Gd	S
EC36 -1R5K	1.5	55	7.96	131	0.23	830	Bn	Gn	Gd	S
EC36 -1R8K	1.8	60	7.96	121	0.25	790	Bn	Gy	Gd	S
EC36 -2R2K	2.2	80	7.96	110	0.28	750	R	R	Gd	S
EC36 -2R7K	2.7	85	7.96	100	0.30	720	R	V	Gd	S
EC36 -3R3K	3.3	90	7.96	94	0.34	670	O	O	Gd	S
EC36 -3R9K	3.9	90	7.96	86	0.37	640	O	W	Gd	S
EC36 -4R7K	4.7	90	7.96	80	0.39	620	Y	V	Gd	S
EC36 -5R6K	5.6	80	7.96	74	0.43	590	Gn	Be	Gd	S
EC36 -6R8K	6.8	80	7.96	58	0.48	550	Be	Gy	Gd	S
EC36 -8R2K	8.2	85	7.96	53	0.52	530	Gy	R	Gd	S
<b>EC36 -100K</b>	<b>10</b>	<b>85</b>	<b>7.96</b>	<b>45</b>	<b>0.58</b>	<b>500</b>	<b>Bn</b>	<b>Bk</b>	<b>Bk</b>	<b>S</b>
EC36 -120K	12	75	2.52	30	0.63	480	Bn	R	Bk	S
EC36 -150K	15	75	2.52	20	0.72	460	Bn	Gn	Bk	S
EC36 -180K	18	70	2.52	14	0.77	430	Bn	Gy	Bk	S
EC36 -220K	22	65	2.52	9.9	0.84	410	R	R	Bk	S
EC36 -270K	27	65	2.52	7.6	0.94	390	R	V	Bk	S
EC36 -330K	33	55	2.52	6.3	1.03	370	O	O	Bk	S
EC36 -390K	39	55	2.52	6.3	1.12	350	O	W	Bk	S
EC36 -470K	47	45	2.52	6.3	1.22	340	Y	V	Bk	S
EC36 -560K	56	45	2.52	6.2	1.34	320	Gn	Be	Bk	S
EC36 -680K	68	40	2.52	5.7	1.47	305	Be	Gy	Bk	S
EC36 -820K	82	35	2.52	5.3	1.62	290	Gy	R	Bk	S
<b>EC36 -101K</b>	<b>100</b>	<b>30</b>	<b>2.52</b>	<b>4.8</b>	<b>1.80</b>	<b>275</b>	<b>Bn</b>	<b>Bk</b>	<b>Bn</b>	<b>S</b>
EC36 -121K	120	70	0.796	3.8	3.70	185	Bn	R	Bn	S
EC36 -151K	150	80	0.796	3.5	4.20	175	Bn	Gn	Bn	S
EC36 -181K	180	80	0.796	3.3	4.60	165	Bn	Gy	Bn	S
EC36 -221K	220	70	0.796	3.0	5.10	155	R	R	Bn	S
EC36 -271K	270	70	0.796	2.8	5.80	145	R	V	Bn	S
EC36 -331K	330	65	0.796	2.6	6.40	137	O	O	Bn	S
EC36 -391K	390	65	0.796	2.4	7.00	133	O	W	Bn	S
EC36 -471K	470	60	0.796	2.25	7.70	126	Y	V	Bn	S
EC36 -561K	560	60	0.796	2.10	8.50	120	Gn	Be	Bn	S
EC36 -681K	680	55	0.796	1.95	9.40	113	Be	Gy	Bn	S
EC36 -821K	820	55	0.796	1.85	12.0	100	Gy	R	Bn	S
<b>EC36 -102K</b>	<b>1000</b>	<b>50</b>	<b>0.252</b>	<b>1.40</b>	<b>17.0</b>	<b>100</b>	<b>Bn</b>	<b>Bk</b>	<b>R</b>	<b>S</b>

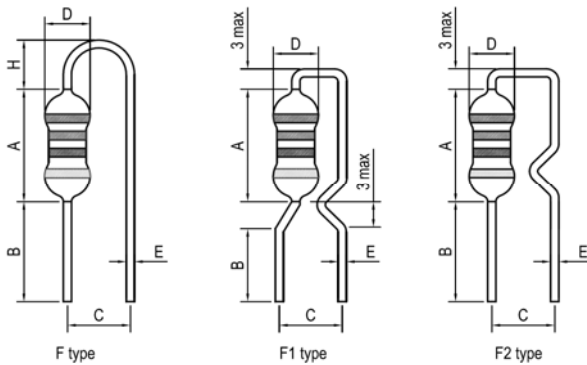
Part No.	L uH	Test Freq.	SRF ( MHz ) Ref.	DCR ( Ohm ) Max.	Rated current (mA)		Color code			
					I sat Max.	I rms Max.	1st	2nd	3rd	4th
EC38 -1R0M	1.0	7.96MHz	190	0.018	3000	3300	Bn	Bk	Gd	BK
EC38 -1R2M	1.2	7.96MHz	170	0.019	2700	3200	Bn	R	Gd	BK
EC38 -1R5M	1.5	7.96MHz	160	0.020	2500	3100	Bn	Gn	Gd	BK
EC38 -1R8M	1.8	7.96MHz	150	0.023	2100	2900	Bn	Gy	Gd	BK
EC38 -2R2M	2.2	7.96MHz	130	0.031	2000	2600	R	R	Gd	BK
EC38 -2R7M	2.7	7.96MHz	120	0.033	1900	2500	R	V	Gd	BK
EC38 -3R3M	3.3	7.96MHz	110	0.054	1700	1900	O	O	Gd	BK
EC38 -3R9M	3.9	7.96MHz	100	0.060	1500	1800	O	W	Gd	BK
EC38 -4R7K	4.7	7.96MHz	86	0.068	1400	1700	Y	V	Gd	S
EC38 -5R6K	5.6	7.96MHz	64	0.074	1300	1600	Gn	Be	Gd	S
EC38 -6R8K	6.8	7.96MHz	44	0.080	1200	1600	Be	Gy	Gd	S
EC38 -8R2K	8.2	7.96MHz	32	0.087	1100	1500	Gy	R	Gd	S
<b>EC38 -100K</b>	<b>10</b>	<b>1kHz</b>	<b>25</b>	<b>0.095</b>	<b>970</b>	<b>1500</b>	<b>Bn</b>	<b>Bk</b>	<b>Bk</b>	<b>S</b>
EC38 -120K	12	1kHz	17	0.110	880	1400	Bn	R	Bk	S
EC38 -150K	15	1kHz	13	0.150	790	1200	Bn	Gn	Bk	S
EC38 -180K	18	1kHz	10	0.16	710	1100	Bn	Gy	Bk	S
EC38 -220K	22	1kHz	8.40	0.19	640	1000	R	R	Bk	S
EC38 -270K	27	1kHz	8.00	0.22	580	950	R	V	Bk	S
EC38 -330K	33	1kHz	7.60	0.24	530	910	O	O	Bk	S
EC38 -390K	39	1kHz	7.10	0.26	480	880	O	W	Bk	S
EC38 -470K	47	1kHz	6.00	0.35	430	760	Y	V	Bk	S
EC38 -560K	56	1kHz	5.80	0.47	400	650	Gn	Be	Bk	S
EC38 -680K	68	1kHz	4.30	0.53	370	610	Be	Gy	Bk	S
EC38 -820K	82	1kHz	4.10	0.60	330	580	Gy	R	Bk	S
<b>EC38 -101K</b>	<b>100</b>	<b>1kHz</b>	<b>3.90</b>	<b>0.67</b>	<b>300</b>	<b>550</b>	<b>Bn</b>	<b>Bk</b>	<b>Bn</b>	<b>S</b>
EC38 -121K	120	1kHz	3.60	0.90	270	470	Bn	R	Bn	S
EC38 -151K	150	1kHz	3.20	1.20	250	410	Bn	Gn	Bn	S
EC38 -181K	180	1kHz	2.80	1.40	220	380	Bn	Gy	Bn	S
EC38 -221K	220	1kHz	2.30	1.90	200	320	R	R	Bn	S
EC38 -271K	270	1kHz	2.10	2.10	180	310	R	V	Bn	S
EC38 -331K	330	1kHz	1.90	2.40	170	290	O	O	Bn	S
EC38 -391K	390	1kHz	1.70	3.00	150	260	O	W	Bn	S
EC38 -471K	470	1kHz	1.40	3.40	140	240	Y	V	Bn	S
EC38 -561K	560	1kHz	1.30	4.70	130	210	Gn	Be	Bn	S
EC38 -681K	680	1kHz	1.20	6.40	110	180	Be	Gy	Bn	S
EC38 -821K	820	1kHz	1.10	7.10	100	170	Gy	R	Bn	S
<b>EC38 -102K</b>	<b>1000</b>	<b>1kHz</b>	<b>1.00</b>	<b>7.90</b>	<b>95</b>	<b>160</b>	<b>Bn</b>	<b>Bk</b>	<b>R</b>	<b>S</b>
EC38 -122K	1200	1kHz	0.94	9.00	87	150	Bn	R	R	S
EC38 -152K	1500	1kHz	0.76	12.0	78	130	Bn	Gn	R	S
EC38 -182K	1800	1kHz	0.72	14.0	71	120	Bn	Gy	R	S
EC38 -222K	2200	1kHz	0.64	19.0	64	100	R	R	R	S
EC38 -272K	2700	1kHz	0.56	25.0	58	90	R	V	R	S
EC38 -332K	3300	1kHz	0.53	29.0	52	83	O	O	R	S
EC38 -392K	3900	1kHz	0.48	34.0	48	77	O	W	R	S
EC38 -472K	4700	1kHz	0.45	37.0	44	74	Y	V	R	S
EC38 -562K	5600	1kHz	0.40	50.0	40	63	Gn	Be	R	S
EC38 -682K	6800	1kHz	0.36	58.0	36	59	Be	Gy	R	S
EC38 -822K	8200	1kHz	0.29	68.0	33	54	Gy	R	R	S
<b>EC38 -103K</b>	<b>10,000</b>	<b>1kHz</b>	<b>0.27</b>	<b>75.0</b>	<b>30</b>	<b>52</b>	<b>Bn</b>	<b>Bk</b>	<b>O</b>	<b>S</b>

Part No.	L uH	Q Min.	L.Q Test Freq. MHz	SRF (MHz) Ref.	DCR ( Ohm ) Max.	Rated current (mA)		Color code			
						I sat Max.	I rms Max.	1st	2nd	3rd	4th
EC0410 -1R0M	1.0	10	7.96	300	0.022	5600	3800	Bn	Bk	Gd	BK
EC0410 -1R2M	1.2	10	7.96	260	0.024	5500	3700	Bn	R	Gd	BK
EC0410 -1R5M	1.5	10	7.96	250	0.026	5000	3600	Bn	Gn	Gd	BK
EC0410 -1R8M	1.8	10	7.96	240	0.029	4700	3100	Bn	Gy	Gd	BK
EC0410 -2R2M	2.2	10	7.96	220	0.031	4500	2900	R	R	Gd	BK
EC0410 -2R7M	2.7	10	7.96	195	0.034	4000	2700	R	V	Gd	BK
EC0410 -3R3M	3.3	10	7.96	155	0.038	3400	2600	O	O	Gd	BK
EC0410 -3R9M	3.9	10	7.96	115	0.040	3100	2500	O	W	Gd	BK
EC0410 -4R7K	4.7	10	7.96	85	0.044	2800	2400	Y	V	Gd	S
EC0410 -5R6K	5.6	10	7.96	55	0.048	2600	2100	Gn	Be	Gd	S
EC0410 -6R8K	6.8	10	7.96	50	0.051	2400	2000	Be	Gy	Gd	S
EC0410 -8R2K	8.2	10	7.96	38	0.056	2200	1950	Gy	R	Gd	S
<b>EC0410 -100K</b>	<b>10</b>	<b>10</b>	<b>7.96</b>	<b>24</b>	<b>0.062</b>	<b>2100</b>	<b>1900</b>	<b>Bn</b>	<b>Bk</b>	<b>Bk</b>	<b>S</b>
EC0410 -120K	12	10	2.52	18	0.076	1800	1800	Bn	R	Bk	S
EC0410 -150K	15	10	2.52	16	0.088	1700	1700	Bn	Gn	Bk	S
EC0410 -180K	18	10	2.52	15	0.11	1600	1600	Bn	Gy	Bk	S
EC0410 -220K	22	10	2.52	14	0.13	1400	1550	R	R	Bk	S
EC0410 -270K	27	10	2.52	13	0.14	1300	1300	R	V	Bk	S
EC0410 -330K	33	10	2.52	11	0.20	1200	1200	O	O	Bk	S
EC0410 -390K	39	10	2.52	10	0.22	1100	1000	O	W	Bk	S
EC0410 -430K	43	10	2.52	9.5	0.28	1000	950	Y	O	Bk	S
EC0410 -470K	47	10	2.52	9.5	0.28	1000	950	Y	V	Bk	S
EC0410 -560K	56	10	2.52	8.0	0.30	900	900	Gn	Be	Bk	S
EC0410 -680K	68	10	2.52	7.5	0.34	800	800	Be	Gy	Bk	S
EC0410 -820K	82	10	2.52	7.0	0.385	700	750	Gy	R	Bk	S
<b>EC0410 -101K</b>	<b>100</b>	<b>10</b>	<b>2.52</b>	<b>6.5</b>	<b>0.480</b>	<b>700</b>	<b>700</b>	<b>Bn</b>	<b>Bk</b>	<b>Bn</b>	<b>S</b>
EC0410 -121K	120	15	0.796	5.0	0.595	600	600	Bn	R	Bn	S
EC0410 -151K	150	15	0.796	4.5	0.90	550	500	Bn	Gn	Bn	S
EC0410 -181K	180	15	0.796	4.0	1.10	500	400	Bn	Gy	Bn	S
EC0410 -221K	220	15	0.796	3.8	1.25	440	390	R	R	Bn	S
EC0410 -271K	270	15	0.796	3.5	1.85	420	330	R	V	Bn	S
EC0410 -331K	330	15	0.796	3.0	2.10	380	310	O	O	Bn	S
EC0410 -391K	390	15	0.796	2.8	2.28	340	300	O	W	Bn	S
EC0410 -471K	470	15	0.796	2.5	3.22	320	280	Y	V	Bn	S
EC0410 -561K	560	15	0.796	2.2	3.85	290	270	Gn	Be	Bn	S
EC0410 -681K	680	15	0.796	2.1	4.0	260	240	Be	Gy	Bn	S
EC0410 -821K	820	15	0.796	2.0	5.0	250	230	Gy	R	Bn	S
<b>EC0410 -102K</b>	<b>1000</b>	<b>15</b>	<b>0.796</b>	<b>1.8</b>	<b>5.8</b>	<b>240</b>	<b>190</b>	<b>Bn</b>	<b>Bk</b>	<b>R</b>	<b>S</b>
EC0410 -122K	1200	15	0.252	1.6	7.1	200	180	Bn	R	R	S
EC0410 -152K	1500	15	0.252	1.5	7.8	190	170	Bn	Gn	R	S
EC0410 -472K	4700	15	0.252	0.7	30	120	100	Y	V	R	S



**U Shape and Size : (Dimensions are in mm)**

**Ordering information:**
**EC36 -    - U  X** 
**(1) (2) (3)**
**(1) Inductance and tolerance.**
**(2) Lead length (size B)**
**(3) Lead pitch (size C)**

Type	A	B	C	D	E	
EC22- <input type="text"/> <input type="text"/> <input type="text"/> -U <input type="text"/> X <input type="text"/>	4.0 Max.	4.0 Min.	6 ~ 15	2.8 Max.	0.50	
EC23- <input type="text"/> <input type="text"/> <input type="text"/> -U <input type="text"/> X <input type="text"/>	6.35 Max.	4.0 Min.	7.5 ~ 15	2.3 Max.	0.50	
EC24- <input type="text"/> <input type="text"/> <input type="text"/> -U <input type="text"/> X <input type="text"/>	7.62 Max.	4.0 Min.	10 ~ 20	3.0 Max.	0.55	
EC36- <input type="text"/> <input type="text"/> <input type="text"/> -U <input type="text"/> X <input type="text"/>	10.5 Max.	4.0 Min.	12.5 ~ 20	4.0 Max.	0.65	
EC38- <input type="text"/> <input type="text"/> <input type="text"/> -U <input type="text"/> X <input type="text"/>	12.7 Max.	4.0 Min.	15 ~ 20	4.2 Max.	0.65	
EC46- <input type="text"/> <input type="text"/> <input type="text"/> -U <input type="text"/> X <input type="text"/>	12.0 Max.	4.0 Min.	12.5 ~ 20	5.0 Max.	0.65	
EC0410- <input type="text"/> <input type="text"/> <input type="text"/> -U <input type="text"/> X <input type="text"/>	15.0 Max.	4.0 Min.	17.5 ~ 25	5.0 Max.	0.65	

**F Shape and Size : (Dimensions are in mm)**

**Ordering information:**
**EC36 -    - F**
**(1) (2)**
**(1) Inductance and tolerance.**
**(2) Forming shape**

Type	A	B	C	D	E	H
EC22- <input type="text"/> <input type="text"/> <input type="text"/> -F / F1 / F2	4.0 Max.	4.0 Min.	5.0 Ref.	2.8 Max.	0.50	3.0 Max.
EC23- <input type="text"/> <input type="text"/> <input type="text"/> -F / F1 / F2	6.35 Max.	4.0 Min.	5.0 Ref.	2.3 Max.	0.50	3.0 Max.
EC24- <input type="text"/> <input type="text"/> <input type="text"/> -F / F1 / F2	8.0 Max.	4.0 Min.	5.0 Ref.	3.0 Max.	0.55	3.0 Max.
EC36- <input type="text"/> <input type="text"/> <input type="text"/> -F / F2	11.0 Max.	4.0 Min.	5.0 Ref.	4.0 Max.	0.65	4.0 Max.
EC38- <input type="text"/> <input type="text"/> <input type="text"/> -F / F2	12.7 Max.	4.0 Min.	5.0 Ref.	4.2 Max.	0.65	4.0 Max.
EC46- <input type="text"/> <input type="text"/> <input type="text"/> -F / F2	12.0 Max.	4.0 Min.	5.0 Ref.	5.0 Max.	0.65	4.0 Max.
EC0410- <input type="text"/> <input type="text"/> <input type="text"/> -F / F2	15.0 Max.	4.0 Min.	5.0 Ref.	5.0 Max.	0.65	5.0 Max.