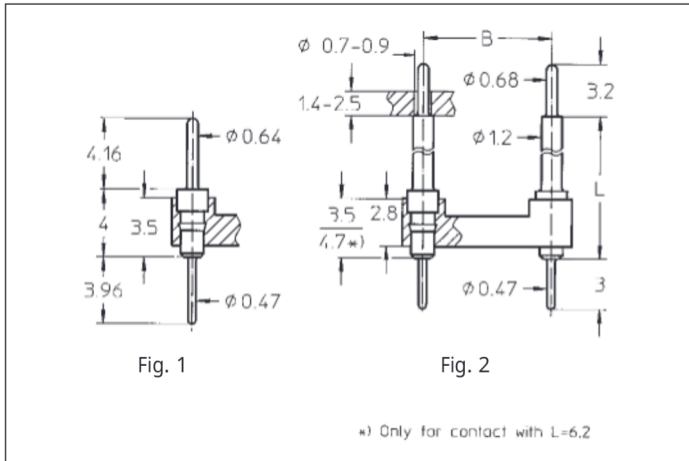


## Series 150 / 151

### Dual-in-line pin headers


### Open frame




### Interconnect



Series 15X header sockets are equipped with 0.47-0.48 mm male contacts, pluggable into standard female contacts

Sockets have 0.64-0.68 mm dia. solder pin



Platings	Sleeve 	Clip 	Pin 
10 90			0.25 μm Au 5 μm Sn Pb

**Ordering information**  
For standard versions see table (order codes)

**Option:**  
Pin diameter 0.47 mm at both ends available with  
L = 6.2 mm: 151-xx-xxx-00-009  
L = 8.4 mm: 151-xx-xxx-00-010  
L = 15.3 mm: 151-xx-xxx-00-011  
Plating: replace **xx** with requested plating code

No. of poles	Order Codes							Insulator dimensions	Insulator dimensions		
	Platings: see ordering information								See page 50	A	B
	Fig. 1 L = 4.0 mm	Fig. 2 L =	6.2 mm <b>B</b>	8.4 mm <b>B</b>	15.3 mm <b>B</b>	21.2 mm <b>B</b>	27.4 mm <b>B</b>				
10	150-xx-210-00-001	151-xx-210-00-xxx	003	004	005	016	017	Fig. 1	12.6	5.08	7.6
4	150-xx-304-00-001	151-xx-304-00-xxx	003	004	005	016	017	Fig. 2	5.0	7.62	10.1
6	150-xx-306-00-001	151-xx-306-00-xxx	003	004	005	016	017	Fig. 3	7.6	7.62	10.1
8	150-xx-308-00-001	151-xx-308-00-xxx	003	004	005	016	017	Fig. 4	10.1	7.62	10.1
10	150-xx-310-00-001	151-xx-310-00-xxx	003	004	005	016	017	Fig. 5	12.6	7.62	10.1
12	150-xx-312-00-001	151-xx-312-00-xxx	003	004	005	016	017	Fig. 5a	15.2	7.62	10.1
14	150-xx-314-00-001	151-xx-314-00-xxx	003	004	005	016	017	Fig. 6	17.7	7.62	10.1
16	150-xx-316-00-001	151-xx-316-00-xxx	003	004	005	016	017	Fig. 7	20.3	7.62	10.1
18	150-xx-318-00-001	151-xx-318-00-xxx	003	004	005	016	017	Fig. 8	22.8	7.62	10.1
20	150-xx-320-00-001	151-xx-320-00-xxx	003	004	005	016	017	Fig. 9	25.3	7.62	10.1
22	150-xx-322-00-001	151-xx-322-00-xxx	003	004	005	016	017	Fig. 10	27.8	7.62	10.1
24	150-xx-324-00-001	151-xx-324-00-xxx	003	004	005	016	017	Fig. 11	30.4	7.62	10.1
28	150-xx-328-00-001	151-xx-328-00-xxx	003	004	005	016	017	Fig. 12	35.5	7.62	10.1
20	150-xx-420-00-001	151-xx-420-00-xxx	003	004	005	016	017	Fig. 12a	25.3	10.16	12.6
22	150-xx-422-00-001	151-xx-422-00-xxx	003	004	005	016	017	Fig. 13	27.8	10.16	12.6
24	150-xx-424-00-001	151-xx-424-00-xxx	003	004	005	016	017	Fig. 14	30.4	10.16	12.6
28	150-xx-428-00-001	151-xx-428-00-xxx	003	004	005	016	017	Fig. 15	35.5	10.16	12.6
32	150-xx-432-00-001	151-xx-432-00-xxx	003	004	005	016	017	Fig. 16	40.6	10.16	12.6
10	150-xx-610-00-001	151-xx-610-00-xxx	003	004	005	016	017	Fig. 16a	12.6	15.24	17.7
24	150-xx-624-00-001	151-xx-624-00-xxx	003	004	005	016	017	Fig. 17	30.4	15.24	17.7
28	150-xx-628-00-001	151-xx-628-00-xxx	003	004	005	016	017	Fig. 18	35.5	15.24	17.7
32	150-xx-632-00-001	151-xx-632-00-xxx	003	004	005	016	017	Fig. 19	40.6	15.24	17.7
36	150-xx-636-00-001	151-xx-636-00-xxx	003	004	005	016	017	Fig. 20	45.7	15.24	17.7
40	150-xx-640-00-001	151-xx-640-00-xxx	003	004	005	016	017	Fig. 21	50.6	15.24	17.7
42	150-xx-642-00-001	151-xx-642-00-xxx	003	004	005	016	017	Fig. 22	53.2	15.24	17.7
48	150-xx-648-00-001	151-xx-648-00-xxx	003	004	005	016	017	Fig. 23	60.9	15.24	17.7
50	150-xx-650-00-001	151-xx-650-00-xxx	003	004	005	016	017	Fig. 24	63.4	15.24	17.7
52	150-xx-652-00-001	151-xx-652-00-xxx	003	004	005	016	017	Fig. 25	65.9	15.24	17.7
50	150-xx-950-00-001	151-xx-950-00-xxx	003	004	005	016	017	Fig. 26	63.4	22.86	25.3
52	150-xx-952-00-001	151-xx-952-00-xxx	003	004	005	016	017	Fig. 27	65.9	22.86	25.3
64	150-xx-964-00-001	151-xx-964-00-xxx	003	004	005	016	017	Fig. 28	81.1	22.86	25.3