


MODEL BPC SERIES

Noninductive Planar Thick Film Power Resistor Network



STANDARD TYPES

BPC 3	3 Watts
BPC 5	5 Watts
BPC 7	7.5 Watts
BPC 10	10 Watts

FEATURES

- High power density
- Power is dissipated above circuit board
- Low temperature solder
- Board layout flexibility

APPLICATIONS

- Inrush current limiters
- Power supply preloads
- Snubber circuits
- UPS systems

ELECTRICAL

Resistance Range, Ohms	BPC 3, BPC 5, BPC 7: 1 to 200K BPC 10: 3 to 200K
Resistance Tolerances	±10% Optional: ±1%, ±2%, ±5% (<10 Ohms = ±2%, ±5%)
Operating Temperature Range	-55°C to +125°C
Temperature Coefficient of Resistance, Maximum	±100ppm/°C
Power Ratings, Watts	3W, 5W, 7.5W, 10W
Operating Voltage, Maximum	300 Vac, 500 Vdc
Peak Current	20 x rated current up to 8 ms ($\Delta R \pm 0.5\%$)

Specifications subject to change without notice.

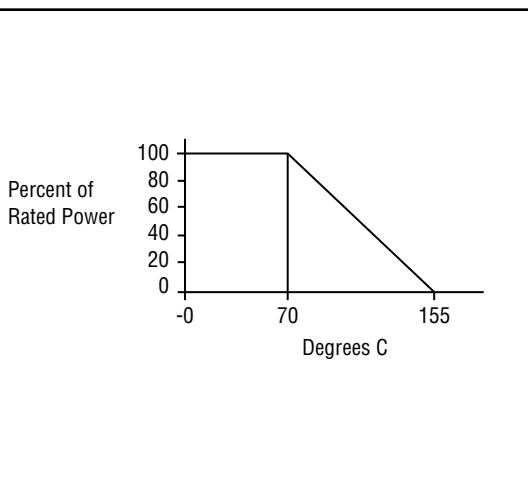
MECHANICAL

Lead Material	Solder Tinned Copper Alloy
Substrate Material	96% Alumina
Resistor Material	Ruthenium Oxide

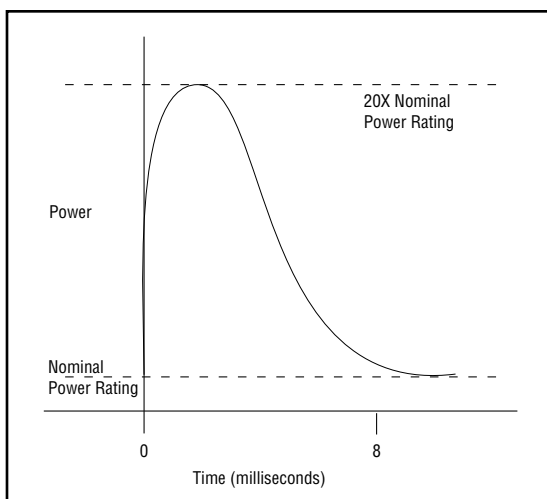
ENVIRONMENTAL (PER MIL-R-83401)

Thermal Shock	ΔR 0.50%
Terminal Strength	ΔR 0.25%
Moisture Resistance	ΔR 0.25%
Mechanical Shock	30G's, ΔR 0.25%
Vibration	10G's, 10 to 500 Hz ΔR 0.25%
Low Temperature Storage	ΔR 0.25%
High Temperature Exposure	ΔR 0.25%
Load Life, 1,000 Hours	ΔR 1.00%
Resistance to Solder Heat	ΔR 0.25%
Dielectric Withstanding Voltage, Minimum	5,000 Vdc
Marking Permanency	MIL-STD-202, Method 215
Lead Solderability	MIL-STD-202, Method 208
Flammability	UL 94V-0 Rated
Storage	-55°C to +155°C

POWER DERATING CURVE

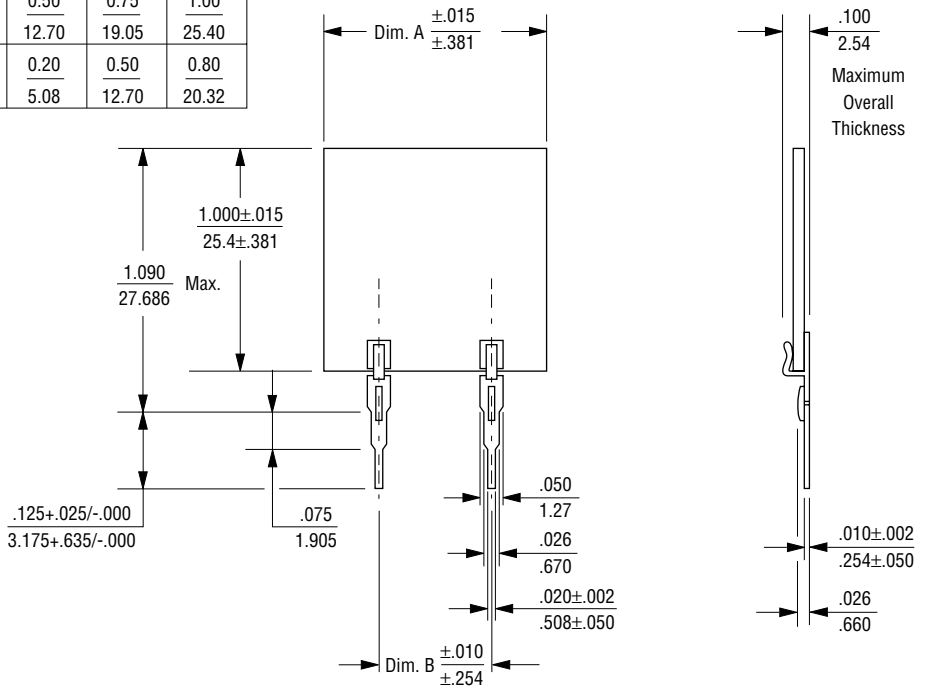


OVERLOAD CHARACTERISTICS



OUTLINE DIMENSIONS (Inch/mm)

Model	BPC 3	BPC 5	BPC 7	BPC 10
Dim. A	0.40	0.50	0.75	1.00
	10.16	12.70	19.05	25.40
Dim. B	0.20	0.20	0.50	0.80
	5.08	5.08	12.70	20.32



STANDARD RESISTANCE VALUES (OHMS)

Value	1	2	5	10	20	50	100	200	500	1K	2K	5K	10K	20K	50K
Code	1R0	2R0	5R0	100	200	500	101	201	501	102	202	502	103	203	503

PACKAGING

Standard: 50 per tray

ORDERING INFORMATION

