

UT333S

Digital Temperature Humidity Meter User Manual

Introduction

UT333S is a stable, safe and reliable mini digital temperature humidity meter, which is widely used in grain storage and transportation, file management, material management, forestry and animal husbandry, health care, teaching experiment, public sector and home.

Features:

- Precise temperature and humidity sensor
- Split type design with extendable spring cable for convenient measurement
- LCD screen


Before using this device, please read all safety information, warnings and notes carefully.

Package list

Open the package and take out the meter, please check carefully if the following items are missing or damaged.

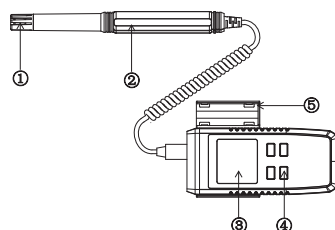
1. A device
2. A temperature and humidity probe
3. A set of blister
4. A manual

Safety information

1. Before using the meter, please check it and the accessories for any damage or anomaly. Do not use the meter if its case is apparently damaged or LCD screen shows nothing or it is suspected not working properly.
2. Please follow the operation instructions during measurement.
3. Do not dismantle the device and change the internal wiring.
4. When  symbol appears on the screen, please replace the batteries soon. Take out the batteries if the meter is not used for long time.
5. Do not store or use this meter in high temperature, high humidity, flammable, explosive and strong electromagnetic environments.
6. Please use soft cloth and neutral detergent to clean the case. Do not use abrasant or solvent or it will cause corrosion

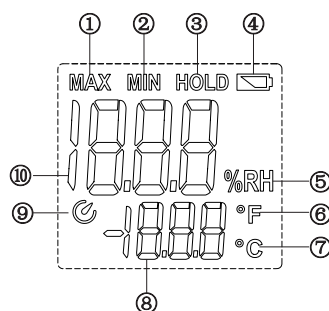
Structure

1. Sensor
2. Test lead handle
3. LCD screen
4. Function key
5. Probe holder




Symbol

1. Maximum value
2. Minimum value
3. Data hold
4. Low power
5. Relative humidity
6. Fahrenheit degree
7. Celsius degree
8. Temperature value
9. Auto power off
10. Humidity value



Buttons & Setting

1. : ON/OFF
Under OFF status: long press this button to turn on the device.
Under ON status: long press this button to enable or disable auto power off function, short press to turn off the device.
2. °C/°F: short press this button to switch temperature units
3. MODE: Short press this button to switch through maximum/minimum/normal value.
4. HOLD/BL: short press this button to enable/disable data hold function, long press this button to turn on/off the backlight.

Technical specifications

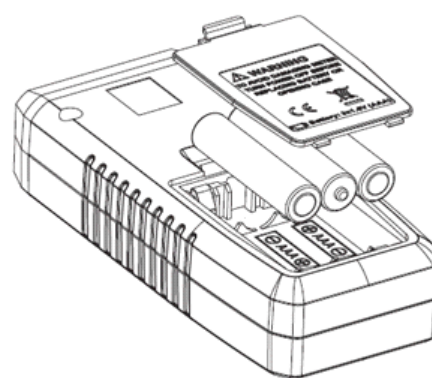
| Function | Range | Resolution | Accuracy | Note |
|-------------|------------|------------|---------------------------------|---------------------|
| Humidity | 0~100.0%RH | 0.1%RH | 20~80%RH: ±5%RH Other: ±8%RH | Ambient temperature |
| Temperature | -10~60°C | 0.1°C | ±1.0°C | Ambient humidity |
| | 14~140°F | 0.2°F | ±2.0°F | |

| Function | Description |
|-----------------------|---|
| Unit switch | Selectable temperature unit |
| Extreme value | Maximum/minimum value |
| Data hold | HOLD symbol appears |
| Overload alarm | When the humidity exceeds 100.0%RH, 100.0%RH is shown on the screen; when the temperature exceeds 60°C, OL symbol is shown; when the temperature lower than 20°C, -OL is shown. |
| Backlight | Backlight function |
| Auto power off | The device will turn off automatically without operation for 5 minutes |
| Sampling range | Once/second |
| Drop test | 1m |
| Battery | 1.5V AAA*3 |
| Operating environment | Indoor 0°C~40°C (≤90%RH) |
| Storage environment | Indoor -20°C~60°C (≤75%RH) |
| Altitude | 2000m |
| Pollution grade | 2 |

Maintenance

⚠ Warning: Please do not dismantle the case or it will damage the device or influence the accuracy.

- Regularly use dry cloth to clean the case. Do not use detergent containing solvents.
- If the following anomaly occurs, please contact our customer service or sales agents for repair.
- Install or replace the batteries (1.5V AAA*3) according to the figure below:



UNI-T®

UNI-TREND TECHNOLOGY (CHINA) CO., LTD.

No6, Gong Ye Bei 1st Road,
Songshan Lake National High-Tech Industrial
Development Zone, Dongguan City,
Guangdong Province, China
Tel: (86-769) 8572 3888
<http://www.uni-trend.com>



Certificate No. QAC0956661